



KEVIN LOUGHREY

OBJECT

Submission ID: 236493

Organisation: N/A	Key issues: <i>Land Use Compatibility/Conflict, Energy Transition, Cumulative Impacts, Economic Impacts</i>
Location: New South Wales 2478	
Attachment: Attached overleaf	

Submission date: 4/02/2025 11:47

The foundational justification for these projects is that the installation of wind and solar generation facilities will contribute to the reduction of Carbon Dioxide in the atmosphere and that this reduction will avoid catastrophic heating of the atmosphere; heating which could endanger life on planet earth. This justification is flawed to its core for the following reasons:

- 1. Carbon dioxide in the earth's atmosphere has no appreciable effect on the temperature of the earth's atmosphere. It is, in fact, a trace gas that is essential to plant life on earth. The claim that 97% of climate scientist agree that carbon dioxide warms the earth's atmosphere is based on fraud. See: <https://youtu.be/91z7YPCLSWk?si=WipjOZPDIKJffrdq> "Lord Monckton: Net Zero Emissions " The Costliest Error of Physics and of Economics in History"*
- 2. The claim that CO2 warms the earth's atmosphere is refuted by the world's top atmospheric physicists. See: <https://youtu.be/A24fWmNA6IM?si=9b6BY1DItSkizIQE>*
- 3. The manufacture of Windmills and Solar Panels, plus all of the infrastructure that is necessary to install & utilise the energy produced, results in more CO2 being produced in their creation and installation than will ever be saved through their use.*

This whole exercise is based on a huge fraud and it is an indictment on the quality of Australia's political class that they could be so seduced by these gross untruths.

Added to this is the false claim that wind and solar power generation systems can produce electricity cheaper than can a grid using coal generation plants as its base load facilities. Please see <https://kevinloughrey.com.au/Climate/CostOfEnergy-CausedByIntermittentInjectionOfPowerIntoGrid.png> to understand the destructive effect that the injection of intermittent power has on the cost of electrical energy. The effect in monetary terms this has had is shown in this graph https://kevinloughrey.com.au/Climate/ABS_6401.0CPI%20Electricity210326-240505%20_%20640105-Rev1.jpg

(For all details, please visit <https://kevinloughrey.com.au/Climate/Facts.html>)

Lastly, the IPC is being asked to approve projects, the progenitors of which have not committed to any meaningful performance specification. The only metric which is appropriate for a power generator and supplier is:

What will be the cost of providing a kiloWatt hour of electricity to satisfy typical demand, 24/7, to a certain confidence level; typically this confidence level being 0.9999?

Please read a rough scoping study (https://kevinloughrey.com.au/Climate/A_RoughScopingOfAn8GigawattSystem.pdf) which I have performed which suggests something in the vicinity of 4 Warragamba Reservoirs would have to be created at around 800metres above sea level to have any prospect of an 8GW Solar facility providing a reliable supply of electrical energy. The cost per kWh of such a facility would be many times that of electricity produced by a conventional network based on coal-fired base load generators.

██████████ has vowed that it will be the supreme power of the world by 2049, 100 years after the ██████████ seized power by force in mainland China. Renewables are destroying the economies of Western



Nations to the benefit of [REDACTED] a country that is not in any way limited in terms of CO2 emissions and from whom the majority of windmills and solar panels are purchased.

The IPC is supposed to vet projects in order to determine they are in the best interests of the people of New South Wales. By not considering and addressing concerns I have expressed, the IPC is derelict in the performance of its duty.

I look forward to someone in the IPC having the courtesy of contacting me and explaining why the IPC is not stopping these projects that are so unnecessarily destructive to our environment and our economy.

**ANNEX A
TO AN OBJECT EXAMPLE OF THE
INFEASIBILITY OF
“RENEWABLE” ENERGY SOLVING THE
ENERGY NEEDS OF
NEW SOUTH WALES(NSW)
DATED 22 Oct 2023**

**THE NON-EFFECT OF CARBON DIOXIDE ON
WARMING THE EARTH’S ATMOSPHERIC TEMPERATURE**

By LtCol Kevin Loughrey(Ret’d), BE Mech(Hons), Grad Dip Strategic Studies(ANU)
Originally published 10 March 2023 – date of minor revisions shown in footer

Introduction

I shall answer the title’s question immediately by saying, “Yes”. In this short opinion piece I shall explain why I am suspicious this is indeed the case.

The Alleged Cause of Global Warming

It is asserted by some scientists that Carbon Dioxide(CO₂), Nitrous Oxide(N₂O) and Methane(CH₄) are catastrophically warming the atmosphere. Based on this assertion, these scientists, and those politicians and people who are adherents of this belief, demand that mankind dramatically reduce the emissions of these gases. In the agreements reached so far, major emitters of these gases such as [REDACTED] and India are exempt from these restrictions.

But what if the earth’s atmosphere is not warming but instead cooling? Would this not put an end to this thesis given that the concentration of CO₂ has been rising steadily for around a century?

Data taken from Ice Cores show no Correlation between CO₂ and Atmospheric Temperature

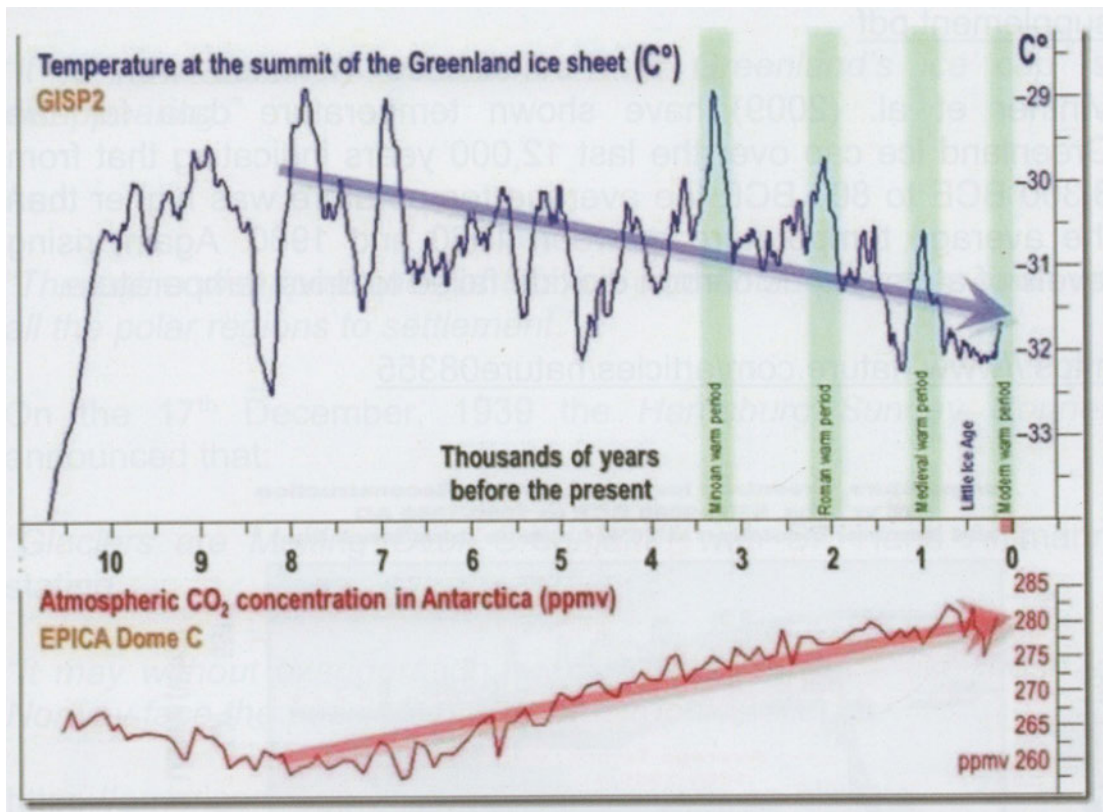


Figure 1: As CO₂ Concentration increases, Atmospheric Temperature decreases

Figure 1 displays data pertaining to atmospheric temperature and CO₂ concentration over a period of 10,000 years. These graphs were constructed from data extracted from ice cores. It can be seen from this that CO₂ has no appreciable warming effect on the earth's atmosphere. Whilst CO₂ has been slowly increasing, the temperature of the atmosphere has been gradually, in fits and starts, decreasing. Given this fact, reducing human emissions of CO₂ is a case of solving a problem that doesn't exist. The above relates to a period of 10,000 years. What about closer to the present day? Let's now look at the temperature data from every major climatology network around the world.

Raw Data from Numerous Climatology Networks all show the same Trend – Downwards!

Here are plots of raw temperature data taken from weather stations of long standing around the world that have not been encroached upon by urbanisation; something that would artificially exaggerate the real situation with respect to the atmospheric temperature close to Earth's surface.

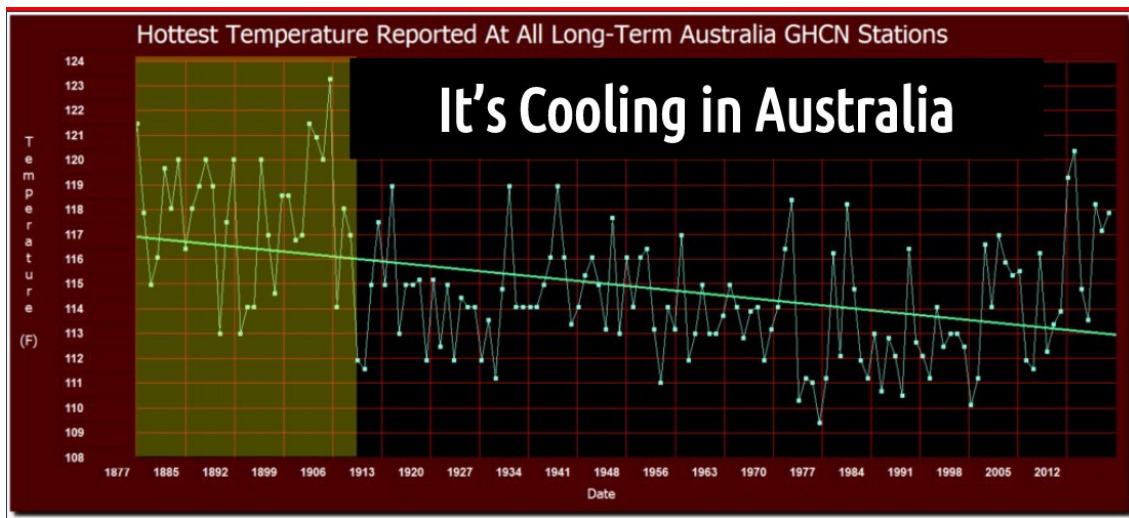


Figure 2: Australia - 1885-2019

According to Figure 2, from 1885 to around 1998, Australia's climate has been cooling. After 1998, the temperature record is broken because the Bureau of Meteorology:

- replaced the analogue measuring systems with digital technology,
- used digital equipment *incapable* of reading temperatures below -10C,
- did not reveal data showing that the results of the two systems when running in parallel produced differing readings and the new system has never been properly calibrated against the analogue system in order to ensure that temperature comparisons would be from the same reference base,
- put the new equipment in smaller housings (called Stevenson Screens) causing them to record a higher temperature, and
- painted the insides of the boxes black¹ so that they radiate onto the measuring equipment – once again causing higher temperatures to be registered.



Figure 3: A Stevenson Screen

Was this incompetence or was it a deliberate ploy to gain Government grants?

¹ I was told this by the Hon Craig Kelly MP but haven't been able to verify this. It may not have been a consistent practice or this may have been corrected in some or all of the latest Stevenson Screens.

So what about the rest of the world? Figures 4 to 9 show the same trend. Temperatures have been on a gradual decline whilst the concentration of CO₂ in the atmosphere has been steadily rising.

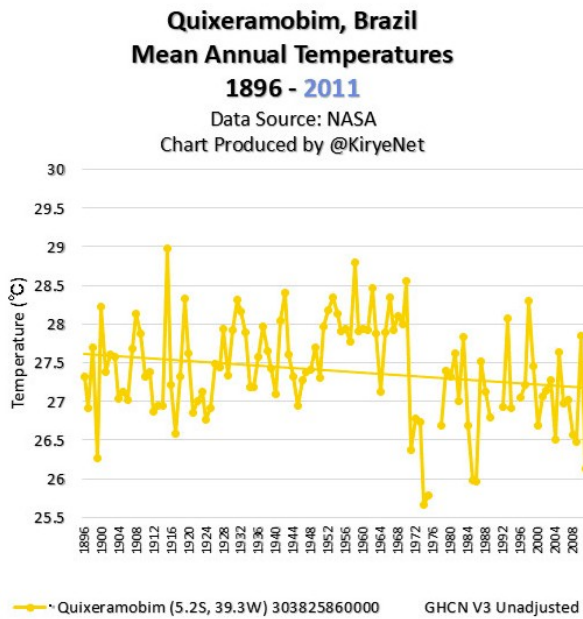


Figure 4: Brazil - 1896 -> 2011

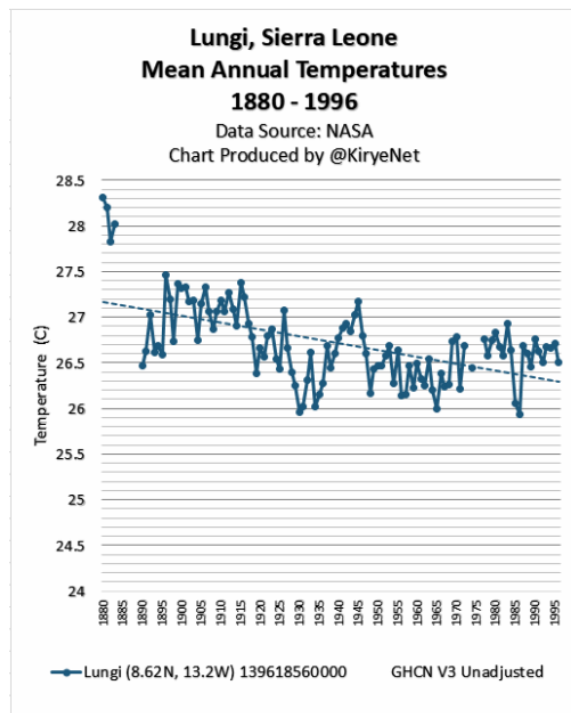


Figure 5: Sierra Leone Africa 1880-1996

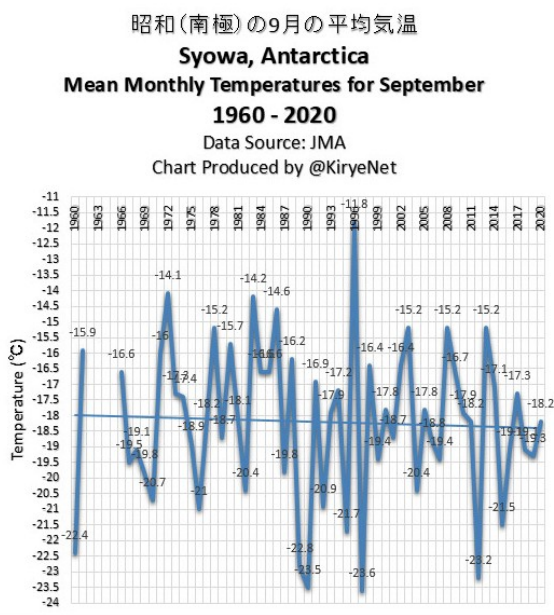


Figure 6: Antarctica 1960->2020

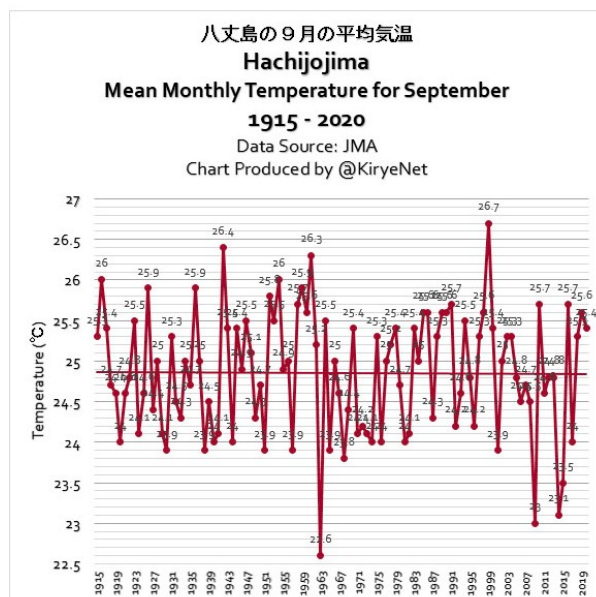


Figure 7: Japan 1915-2020

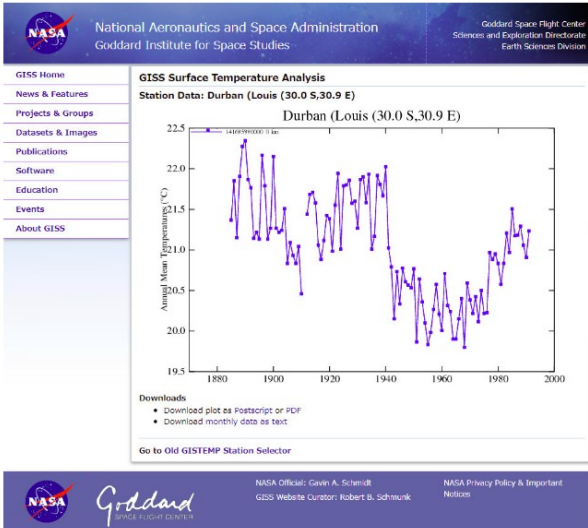


Figure 8: Durban Sth Africa 1885-1995

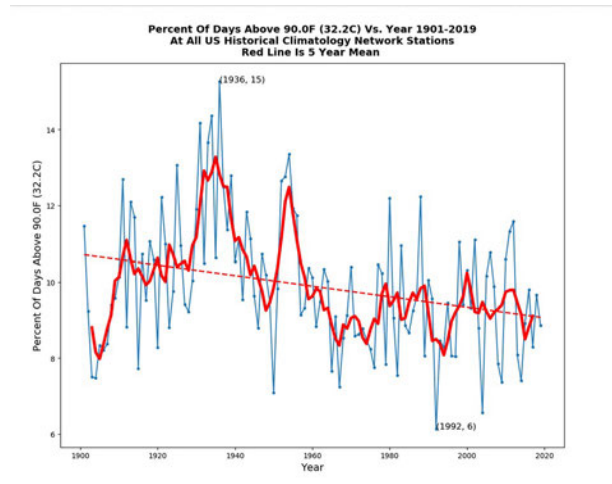


Figure 9: USA 1901-> 2019

The Chances of this being an error are Zero!

Given that these temperature measuring networks recorded their data in isolation of each other because of the lack of global communications in those days, it is an impossibility that they could all be wrong. How is it then, that we are constantly being told that the world will end in a fireball when all historical data show exactly the opposite?!

Carbon Dioxide Concentration during this Period

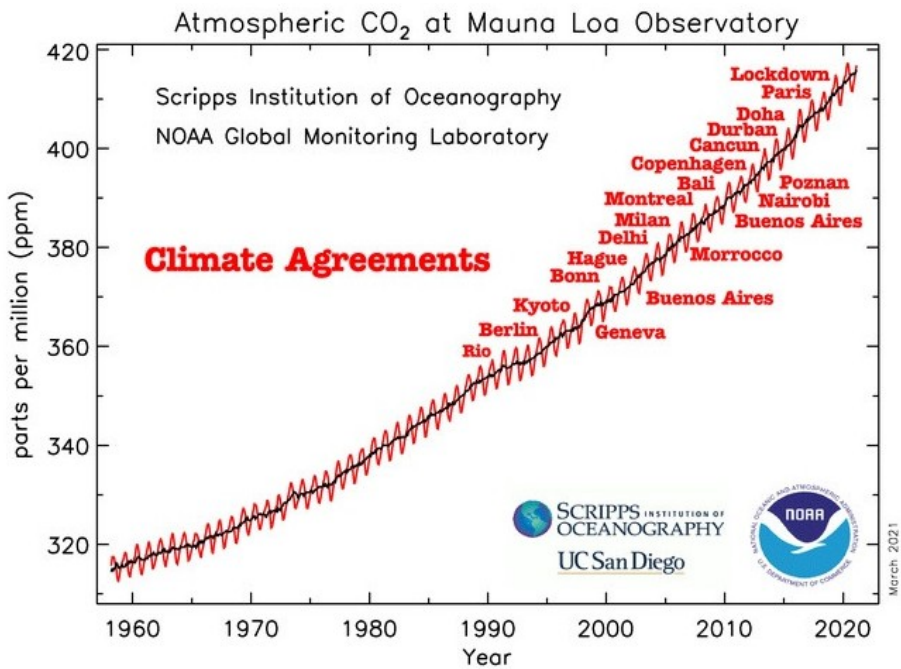


Figure 10: Rising CO2 Concentration for last 60+ years

Figure 10 shows the rise of concentration of CO2 in the earth's atmosphere from approximately 1957 to the 2022. During this time, as shown above, all raw data shows that the temperature of the atmosphere has been dropping or, at the very least, has remained relatively stagnant. Therefore, even with data from a very short time-frame in geological terms, it can be seen that there is no appreciable relationship between the concentration of CO2 in the earth's atmosphere and its average

temperature. Certainly, in terms of maximum temperatures there appears to be no difference and even a decline.

A Congregation of the Evil and Wicked

If there is no connection between the concentration of CO₂ in the earth's atmosphere and its temperature, why then are there persons and organisations in this world trying to limit the emissions of CO₂. The reason is quite simple. It is about crippling energy production in Western economies and, by that means, destroying the prosperity of those affected because inexpensive, reliable energy is the foundation stone of any modern prosperous nation.

What you are seeing is very similar to what you saw with the lies promulgated about COVID-19. COVID-19 (alpha) was a disease that was no more dangerous than Influenza if people were given early treatment with a range of low cost medicines. But the use of these treatments was bizarrely banned by Western Governments worldwide! Doctors have been denied the opportunity to properly care for their patients and many have been deregistered for speaking out. Millions of people have died unnecessarily. The wealthy elite have greatly increased their fortunes, just as they are doing with "Climate Change", whilst the middle class and the poor have been further impoverished.

Interestingly, the same people involved in the Climate Change movement were behind COVID-19. These are:

- large financial institutions with massive investments in the Pharmaceutical Industry but also in "renewable" energy technology.
- The World Economic Forum, an organisation aiming to destroy Western economies so as to precipitate a "Great Reset".
- People who just generally hate humanity and believe the world's population should be culled.
- The Chinese Communist Party (CCP), a huge criminal cabal that wants to be the dominant power of the world by 2049, the 100th year of the reign of the CCP of China. The CCP has benefited hugely from "Climate Change". Nearly all renewables hardware is purchased from China and they have not had to reduce their emissions at all so their electricity is 5 times cheaper than most countries comprising the Western economies.

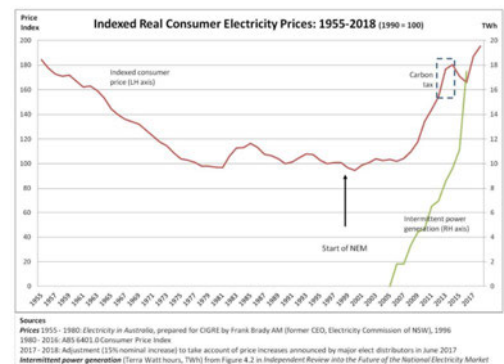
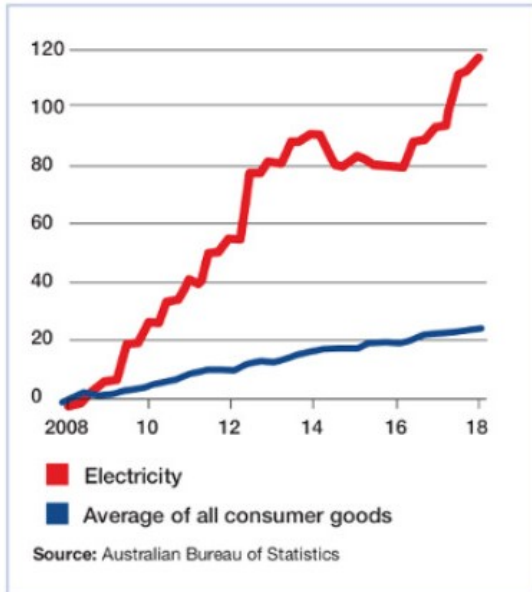


Figure 11: Electricity Cost and effect of Injection of Renewable Power

Figure 11 shows that there is a direct correlation between the cost of electricity in Australia and the injection of intermittent power from appliances like roof top solar and windmills.

Cumulative percentage increase in nominal prices



There is a cost of **\$14 billion per year** incurred by consumers and taxpayers, or a total cost of **\$140 billion over 10 years.**

Already 10 coal fired baseload power stations have closed in Australia.

With \$140 billion, the Australian Taxpayer could have built **70 coal fired power stations!**

Figure 12: The rising cost of electricity compared to the Consumer Price Index

As per Figure 12, the cost of electricity has risen by more than 6 times the Consumer Price Index whilst, all the time, the Australian public has been assured that renewable energy would be cheaper. Clearly it is not!

Cheap reliable energy is the foundation stone of any modern society. With energy costs many times greater than that of [REDACTED], Australia is well on the way to being both impoverished and vulnerable to take-over by foreign interests.

The Path to Salvation

It would be comparatively simple to rectify what has happened:

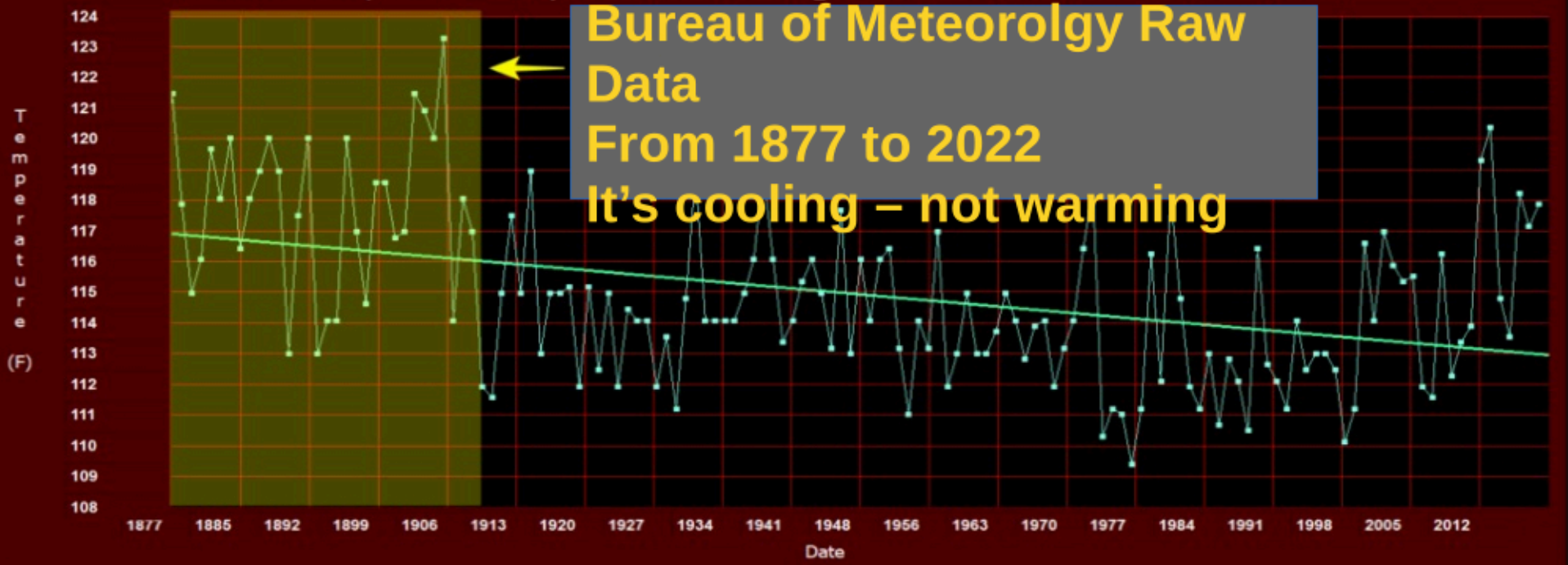
1. Carry out a massive public relations campaign to prove to the public that they have been misled. CO₂ does not appreciably warm the earth's atmosphere and, in fact, the extra concentration of this gas is doing enormous good. This education of the public is critically important because without that, there will not be the political will to carry out other reforms that will be necessary if Western economies will once again have inexpensive, reliable energy to drive their industries and their economies.
2. Abolish all subsidies related to energy generation of any sort.
3. Abolish any regulations that mandate in any way the use of "renewables" and "renewable" energy.
4. Revert to the way that electricity was generated before 2007. It is madness to inject power intermittently into a power grid.
5. Explore the feasibility of placing modular nuclear reactors, based on the latest proven technology, at all existing coal fired power stations. (If this were practical, the cost and time needed to transition to nuclear technology would be far, far less than building new base-load power generating facilities, based upon nuclear technology, from scratch.)

If we fail to do this, the future for our children, grandchildren and their successors looks extremely bleak.

-End of Paper -

Hottest Temperature Reported At All Long-Term Australia GHCN Stations

Bureau of Meteorology Raw Data From 1877 to 2022
It's cooling – not warming



BoM mute on candidate's claims of global cooling

Hans Lovejoy

The Bureau of Meteorology (BoM) have refused to comment on extraordinary claims by Independent NSW election candidate, Kevin Loughrey, that the climate has been cooling, not warming.

Despite promises of a reply from media representatives, and with a three-day lead time, BoM communications team leader, Michelle Nichols, wrote to *The Echo* on deadline

to say, 'Just wanted to let you know we will not be providing any comment on the article.'

No reply was given when asked why by *The Echo*.

Loughrey supplied *The Echo* with an article that asks 'What if the Earth's atmosphere is not warming, but instead cooling?'

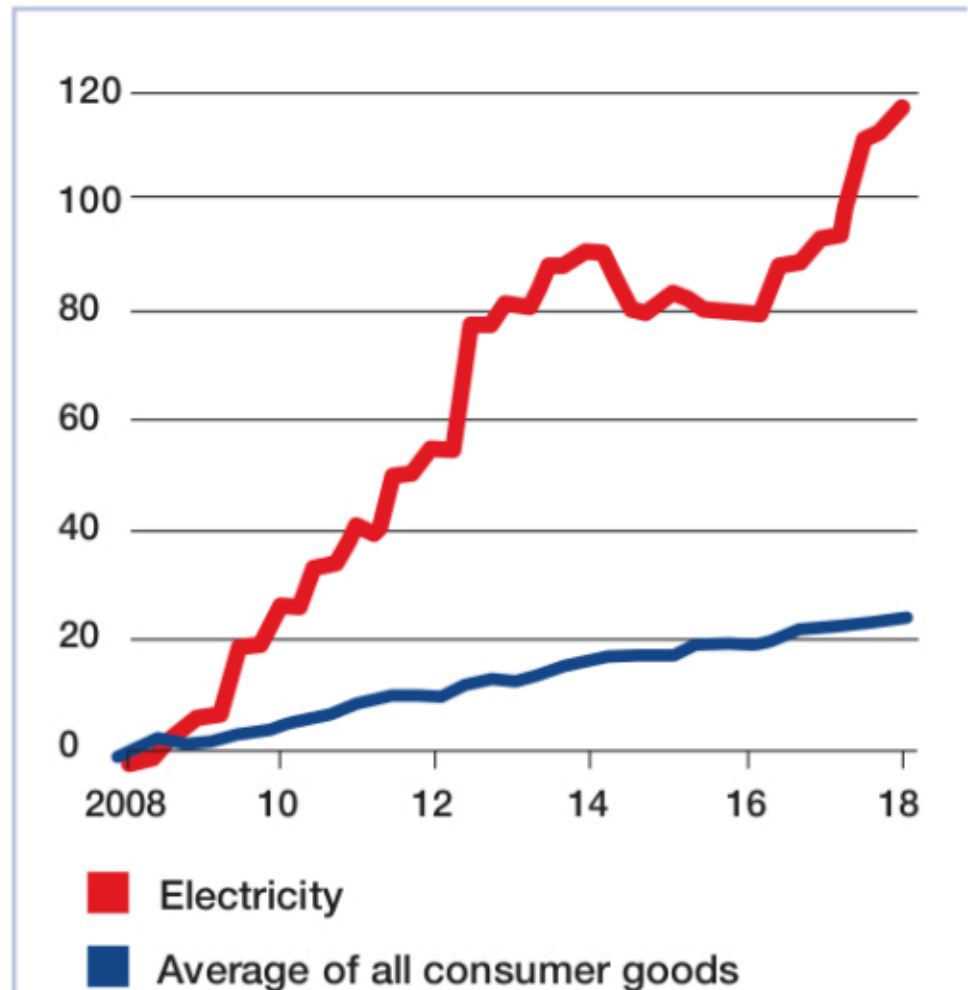
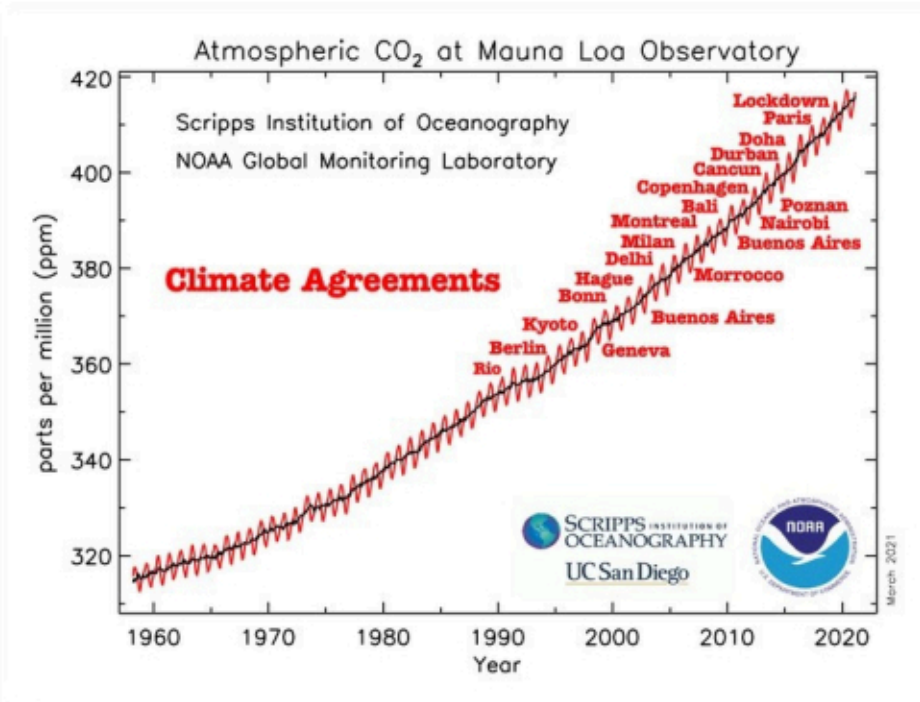
He writes, from 1885 to around 1998, Australia's climate has been cooling.

'After 1998, the temperature record is broken because

the Bureau of Meteorology replaced the analogue measuring systems with digital technology; used digital equipment incapable of reading temperatures below -10°C; did not run the two systems in parallel so that the digital system could be calibrated against the analogue and thereby ensure that temperature comparisons would be from the same reference base; and put the new equipment in smaller housings (called

Stevenson Screens) causing them to record a higher temperature, and painted the insides of the boxes black so that they radiate onto the measuring equipment – once again causing higher temperatures to be registered'.

Yet according to the NASA climate change website, the Earth has warmed since 1998, with 2014, 2015, 2016, 2017, 2018, 2019, and 2020 being the hottest years globally, since 1880.



Source: Australian Bureau of Statistics