

**From:** [Joe Summers](#)  
**To:** [Do-Not-Reply IPCN Submissions Mailbox](#)  
**Subject:** Objection to the Hills of Gold wind farm  
**Date:** Wednesday, 14 February 2024 6:48:04 PM  
**Attachments:** [MAGNELAN ENERGY INC 2.pdf](#)

---

Hi Folks , I would like to object to the proposed Nundle wind Farm on a number of grounds

1 the ecological damage caused in the construction stages ( which seems to have already started with extensive clearing already

having taken place , Not sure if this is Legal ?or does the departments turn a blind eye to this)

2 the proposed transmission pathway ,has yet to release visual approximations for accurate appraisal.

This will be shown to be unnecessary when Wireless Power Transmission, Point to Point without loss using the already patented

Zennic Wave technology and Tested in Australia at least 2 years ago

3 The Carbon Footprint of this supposed GREEN Energy far outweighs the benefits and i have yet to see a cost/ benefit analysis

that accurately includes the removal of the eyesores when they fail .This cost should be returned to the original profit takers( the

proposers and the government representative's hat approve them )ha

4 As the wind window for productive generation is significantly less than Magnelian Energy Vertical axis Turbines tThey produce

NO Wind Noise , Bird Kills , eg with a 10 KW generation capat puscity MEVTt can produce 52 MW annually compared to 10Mw from

1 tower because of the wind production window see doc below

5 Malcomb Bendall has Just released his thunder storm generator to open source . It doubles the effective output from any

carbon burning mechanism , is retrofittable to coal, petrol ,diesel and gas engines and produces 20% oxygen as the exhaust

A Truly Green alternative

6 Putting those , Noisy, Dangerous , Uninsurable Eyesores on any hill is now unforgivable and degenerates that push proposals

thru will be held accountable personally in the near future.

7 The devision of community seems (by Private Deals) rampant throughout wind farm approvals and i would like to see Public

Disclosure of all beneficiaries so the real money makers are known

8 If the Local residents were made aware of the real costs , and who makes the Money None would Agree ,Most that are awake

already are opposed to this costly white Elephant

Please come back tome if i can provide any further assistance

Yours

Joe Summers

# MAGNELAN ENERGY INC.

Improving Life Through *Responsible Technologies*







Applied science, Out of the box thinking, Paradigm shift in application, Simplicity and scalability to harness infinite energy



Improving Life Through *Responsible Technologies*








RED - Lift torque generated.

Note : Blue ,No turbulence behind turbine.

True wind moving from left to right.





Power is generated by two composite disks attached to the wind turbine. The magnetic flux field within the composite disks are static relative to each other and therefore eliminates magnetic cogging. Power is harnessed by individual frequency matched coils.

**70 RPM AND 40  
COILS  
900 + VDC.**

**Power generation AT LOW RPM**



The turbine design is further unique in several ways as there is no air mass cavitation, therefore no noise, no moving parts or equipment to brake or control blade angles in any wind regime – Little MAINTENANCE. Lift based laminar flow foils designed to fly in this geometry. Integrated generator built into the composite




Improving Life Through *Responsible Technologies*

Advantages



The company is completely vertical in ALL aspects from baseline chemistry formulation of the resins and weaving of engineered fabrics to manufacturing of the wind turbines and the composite magnetic generators.

- 1) Own the composite materials
- 2) Own the chemistry
- 3) Own the processing procedures
- 4) Own the designs of the:
- 5) Foils
- 6) Turbine geometry
- 7) Magnetic design
- 8) Generator design
- 9) Manufacturing processes
- 10) Patented
- 11) Proprietary chemistry allows for room temperature manufacturing and eliminates the constraints by autoclaves.



# Vertical







**Straight foil profiles with constant camber**

**Logistics: All parts numbered for easy field assembly with small crane and standard transportation for rapid deployment**

**Numbered parts , plug and play small crane and standard equipment for installation**

Improving Life Through *Responsible Technologies*

**Vertical implementation**





**Up side** : Ready ,permitted real estate, Grid connect , masts and foundation , available for pennies on the dollar, Direct replacement on existing infrastructure.

Obsolete , 25 years old, environmental nightmare, due to hydraulic and gearbox failures, noise pollution , bird kill and legal issues. Operating at a fraction of the efficiency and original capacity



**Vertical opportunity**





# Structural Composites, Inc.

CORPORATE HEADQUARTERS: 7705 Technology Drive, W. Melbourne, FL 32904 USA

Tel: (321)951-9464

Fax: (321)728-9071

Web: www.structuralcomposites.com

Report SCL 4015-132

26 July 2004

Page 1 of 1

## Data Summary for 34 TRIAX x 2 w/ Epoxy Sys 3

ASTM D 3039	Tensile Strength / Modulus	
	Tensile Strength	41,222 psi
	Tensile Modulus	1.898 Mpsi
ASTM D 790	Flexural Strength / Modulus	
	Flexural Strength	81,295 psi
	Flexural Modulus	2.823 Mpsi
ASTM D 3410	Compressive Strength / Modulus	
	Compressive Strength	29,679 psi
	Compressive Modulus	2.421 Mpsi
ASTM D 2584	Resin Content	
	Percent resin content by weight	37.56 %
	Percent glass content by weight	62.44 %
ASTM D 2583	Barcol Hardness	
	Barcol Reading	43.3


## Data Summary for Foam Core

ASTM C 273	Core Shear Strength / Modulus	
	Shear Strength	194 psi
	Shear Modulus	2,919 psi

### Notes on testing:

Mechanical properties represent the average of 5-6 test specimens

Structural Composites certifies that the test results contained herein are true and accurate within the limits of the measuring devices employed. All load and strain measuring devices are calibrated according to ASTM E 4 and ASTM E 83. The test equipment is calibrated with standards traceable to NIST.

  
Eric Roehl, CCT-1  
Director of Testing Services

MEMBERS: AGIL, ASTM, BCMA, CFA, U.S. CHAMBER

The ability of our composites to be very stiff but yet to have excellent elongation under extreme conditions allow for tremendous longevity and fatigue cycles.



This picture is of two, one (1) inch panel sections of composites material supporting a 168,000 lbs vessel. Notice that the load is absorbed in only one of the top panel's two structural skins. The 1/2" steel plate bent under the load

# Structural certification



In 2005/2006 we designed and engineered the worlds first ALL COMPOSITE FOIL ASSISTED PASSENGER FERRY ( 204 PAX Capacity), It was the largest structure we could afford to build, In the most extreme environment ,which is the open ocean and had it certified for operation in the USA for carrying passengers for hire at unlimited speed as well as incorporating the European standards using (DNV) Det Norske Veritas scantlings.

**Water is 850 times denser than air.**




The deck above is made with a 3 " panel, the ceiling only a 2" panel The side with all the 5 ft. x 6 ft. windows cut out of it is only 1.5" thick. Note the opening of the door along that panel. From the door opening forward the structure is up in the AIR with NOTHING supporting it while in a Dynamic environment like the open Ocean. Large glass windows are all the way down the side across the front and down the opposite side. Unsupported space 36 feet x 72 feet with additional 77 seats and Pilot house structure on top. There are NO internal walls or framing !.

**MATERIAL STRENGTH AND PROOF IN A DYNAMIC ENVIRONMENT**



# Process:

Engineered super laminates are laid out on a proprietary table designed for the process. Structural foam core is placed on top of the laminates and sandwiched between another layer of engineered super laminate. This “sandwich” is covered by a membrane and sealed along the perimeter. A specially designed vacuum removes all the air. Patented resin formulas are mixed with catalysts and a blended resin is introduced into this vacuum. The resin flows rapidly through the whole matrix filling every microscopic void. The resin is formulated with engineered catalyst to exotherm at a predetermined temperature and thus cures the resin at room temperature. No expensive autoclave equipment or post curing processes are required. Product is ready for service as soon as process is completed.





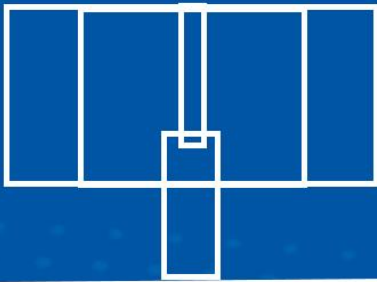
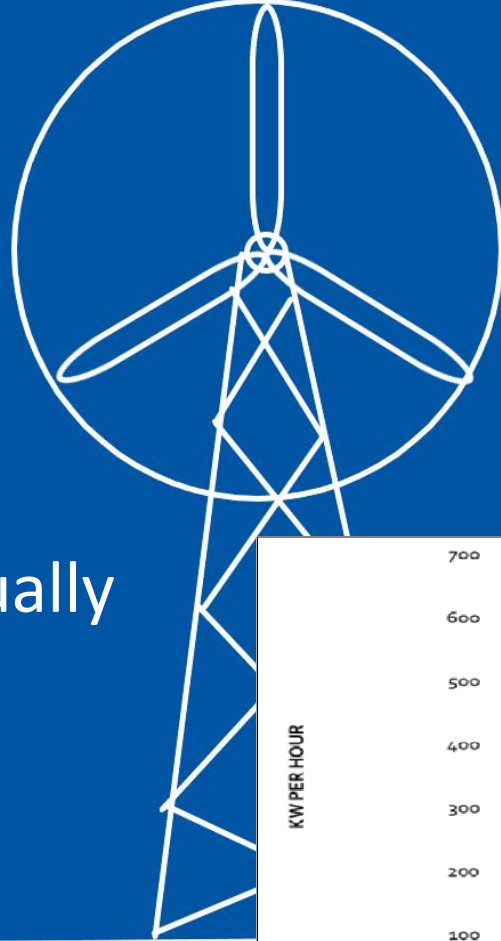
Improving Life Through *Responsible Technologies*

Composite construction



SMA 10 KW 12M/S  
10 Mw annually

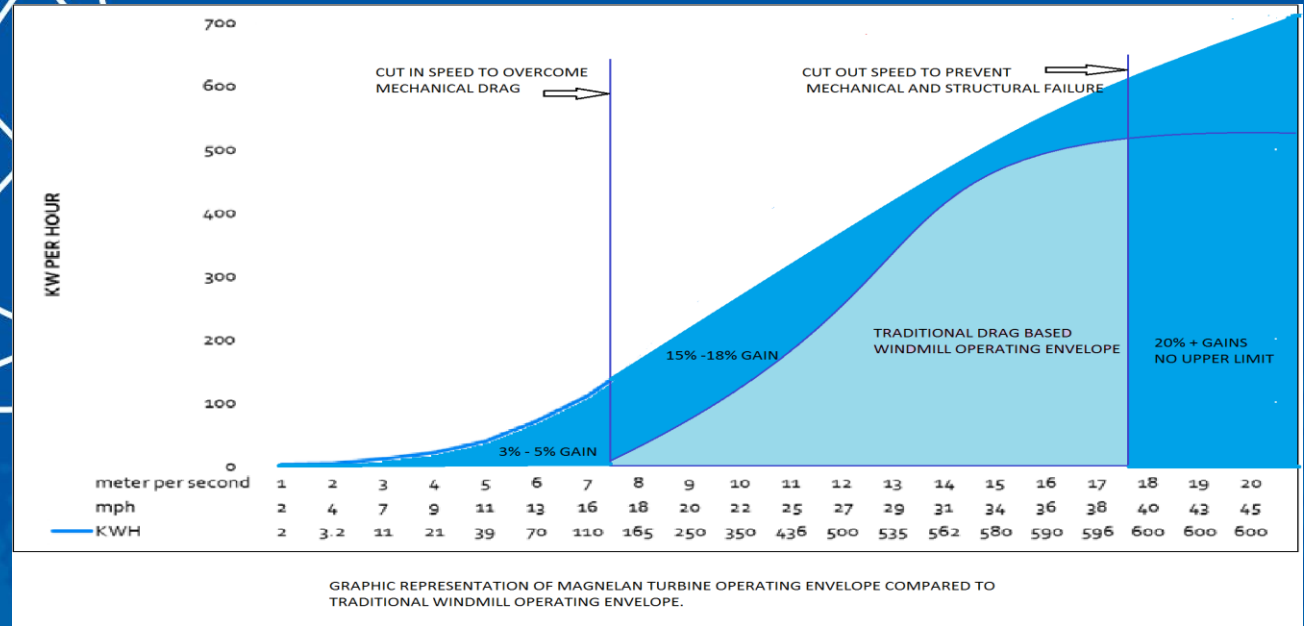
MGE 10 KW 52 Mw annually



Laminar lift base turbine is significantly smaller in physical size, less cost to implement and maintain

Traditional wind mill has a set operating window with start up and shut down parameters in which to operate which severely limits net annual energy production. Net CAPACITY of production does not translate to net annual revenue /energy production with windmills due to this fact.

Our smaller Laminar flow VAWT(Vertical axis wind turbine is not affected by this factor at all as we produce power with any air movement and do not have to shut down in ANY wind speed and will keep producing power which gives our turbine a very large net annual energy production window.



Size and annual output comparison



The turbine design is further unique in several ways as there is no air mass cavitation, therefore no noise, no moving parts or equipment to brake or control blade angles in any wind regime – Little MAINTENANCE. Lift based laminar flow foils designed to fly in this geometry. All composite construction.

Integrated generator built into the composite

- No gear boxes
- No Hydraulics
- No mechanical braking system
- No Yaw equipment
- No start up motors
- No blade feathering
- No metal

**Magnelan turbines have no corrosion or electrolysis or stray current issues due to the all composite construction and elimination of complex systems.**

**Modular construction.**



# Advantages







Commercial unit . Stackable for multi mega watt applications.



2018-01-14 20:07:02



Extreme  
conditions in  
Blizzard conditions  
Ice land winter

85 mph + sustained

Field testing proto type in Iceland



**Notice the windspeed over the flag**



**This proto type  
was Grid  
connected to the  
Public Utility and  
also ran through  
the largest  
hurricane to ever  
hit New York.**

**Hurricane Sandy was  
the worst storm to  
hit New York since at  
least 1700**

**Field Test turbine New York**





Proto types in operation





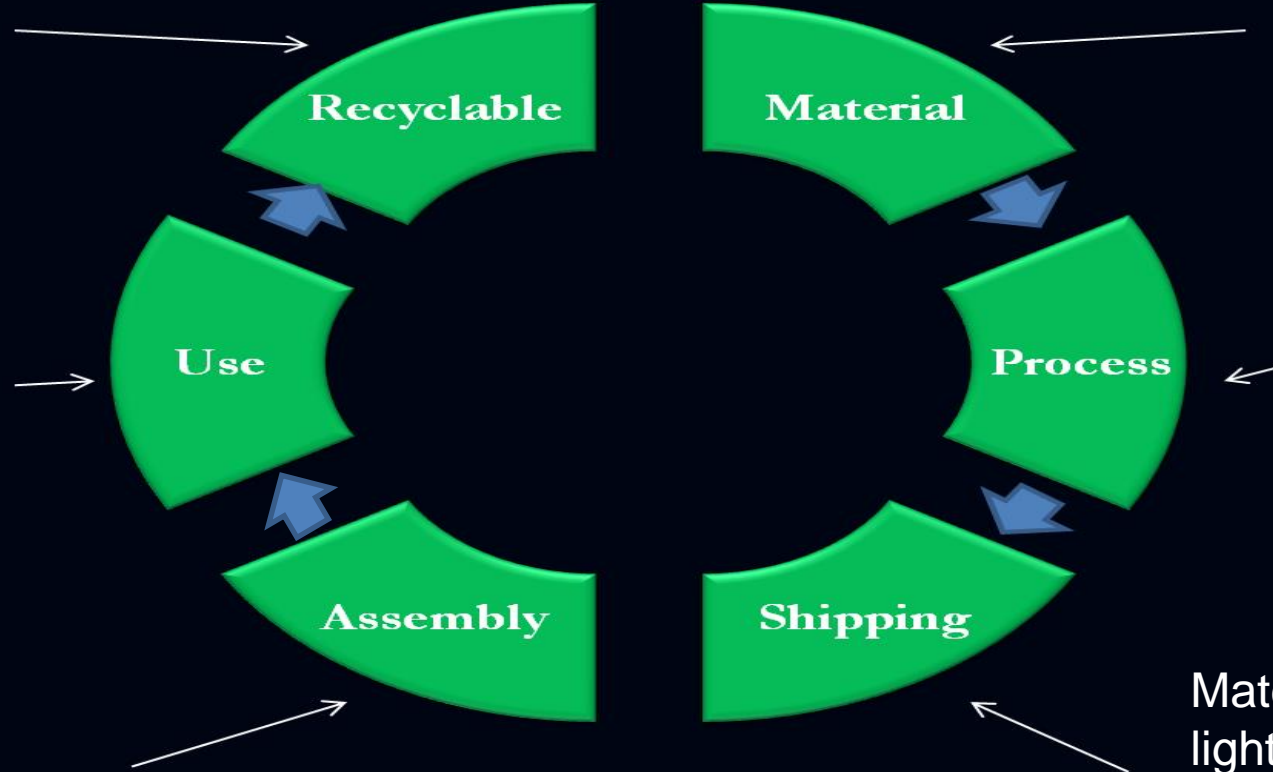
History of hydrodynamics foils and composites.



Material can be ground up and reused.

During use the material is highly energy efficient, durable and disaster proof

Construction time is nearly 1/10<sup>th</sup> of standard projects.



Materials are easily available: Glass, Plastic and Resin

Manufacturing takes place in a vacuum so there is virtually no off gassing and the Exotherm process cures without the use of fossil fuels.

Material is extremely light and easy to handle. Reducing fuel costs during shipping.

# Sustainability

