

## SUMMARY OF STUDENTS ENROLLED AT VICTORIA ROAD CAMPUS

Year	Students	Cap	Breach of Cap	Change	% Increase	Notes
2006	1078	1120	-42	No Data		Year 6 already present
2007	1171	1120	51	93	4.7%	Year 5 from Mansion Road
2008	1192	1120	72	21	6.1%	
2009	1214	1120	94	22	7.9%	
2010	1263	1120	143	49	11.8%	
2011	1376	1120	256	113	20.3%	
2012	1416	1120	296	40	21.5%	
2013	1453	1120	333	37	23.5%	
2014	1459	1120	339	6	23.3%	
2015	1451	1120	331	(8)	22.7%	Only decrease over 12 years
2016	1476	1120	356	25	24.5%	
2017	1507	1120	387	31	26.2%	

Source: Scots Annual Reports 2006 - 2017

<b>YEAR</b>	<b>DA Number</b>	<b>The Scots College “Commitment”</b>
2004	DA 528	“The College population will not increase”
2005	DA 545	“There are no alterations to access arrangements, parking and no traffic increase as there is no increase to student numbers”
2008	DA 758	“The application does not propose any increase in student numbers... nor is there any projected increase anticipated in the future”
2011	DA 546	“To remove any doubt, there will be <b>NO INCREASE IN NUMBERS OF STUDENTS</b> or staff of The Scots College as a result of the proposal”
2011	S96-DA 545	“To be clear, there is no intention as part of this application to increase student numbers”
2017	SSD DA	“No increase in pupil numbers at the college arises from the proposal or is sought by the College as part of this SSD DA”
2018	SSD DA	“... no increase in staff or student numbers... and therefore no traffic or parking impacts”

Student numbers increase dramatically despite “commitments” from The Scots College

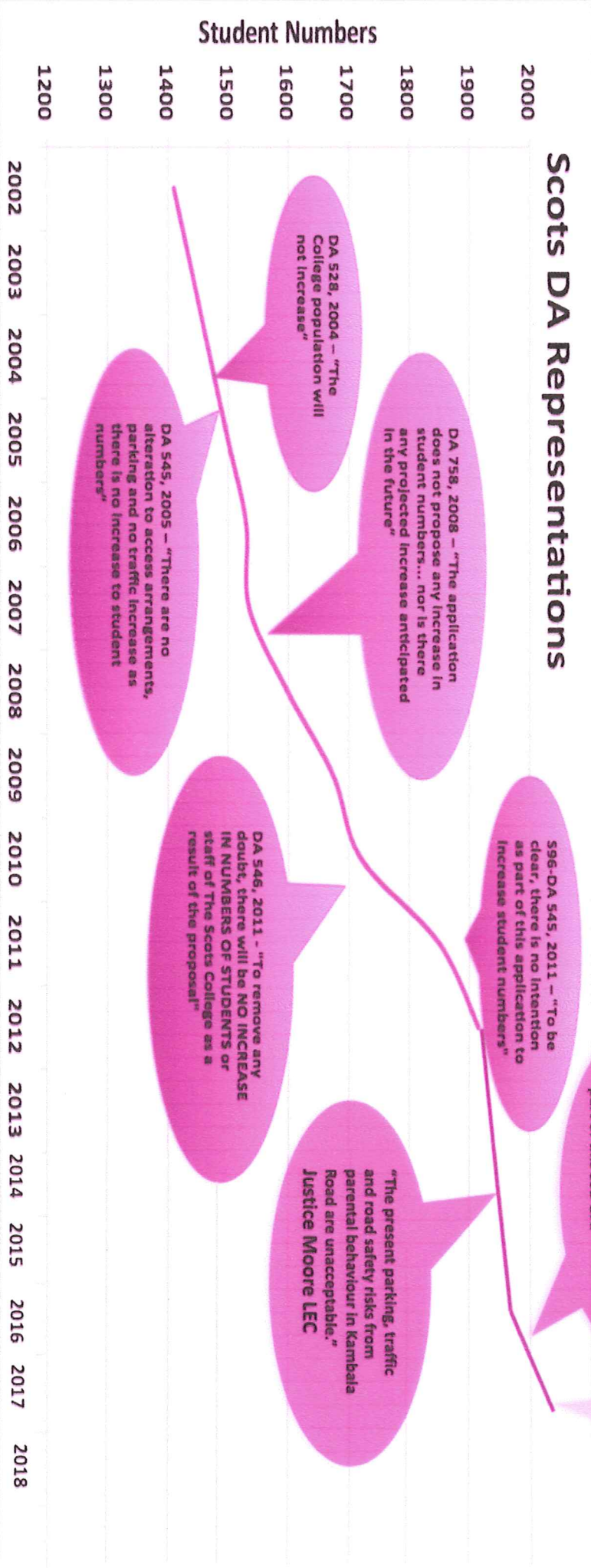


Figure 1 - Summary of Increase Students & Scots Statements of Present Intent




**UNSAFE ENVIRONMENT - VICTORIA RD 'DROP-OFF'**



AJ




UNSAFE ENVIRONMENT - GHINAGULLA RD 'DROP-OFF'





UNSAFE ENVIRONMENT - VICTORIA RD 'DASH'



Teacher  
Oblivious to  
Danger



# VICTORIA RD TRAFFIC PROBLEM





# The Bus 'Reality' - The Parking Station

