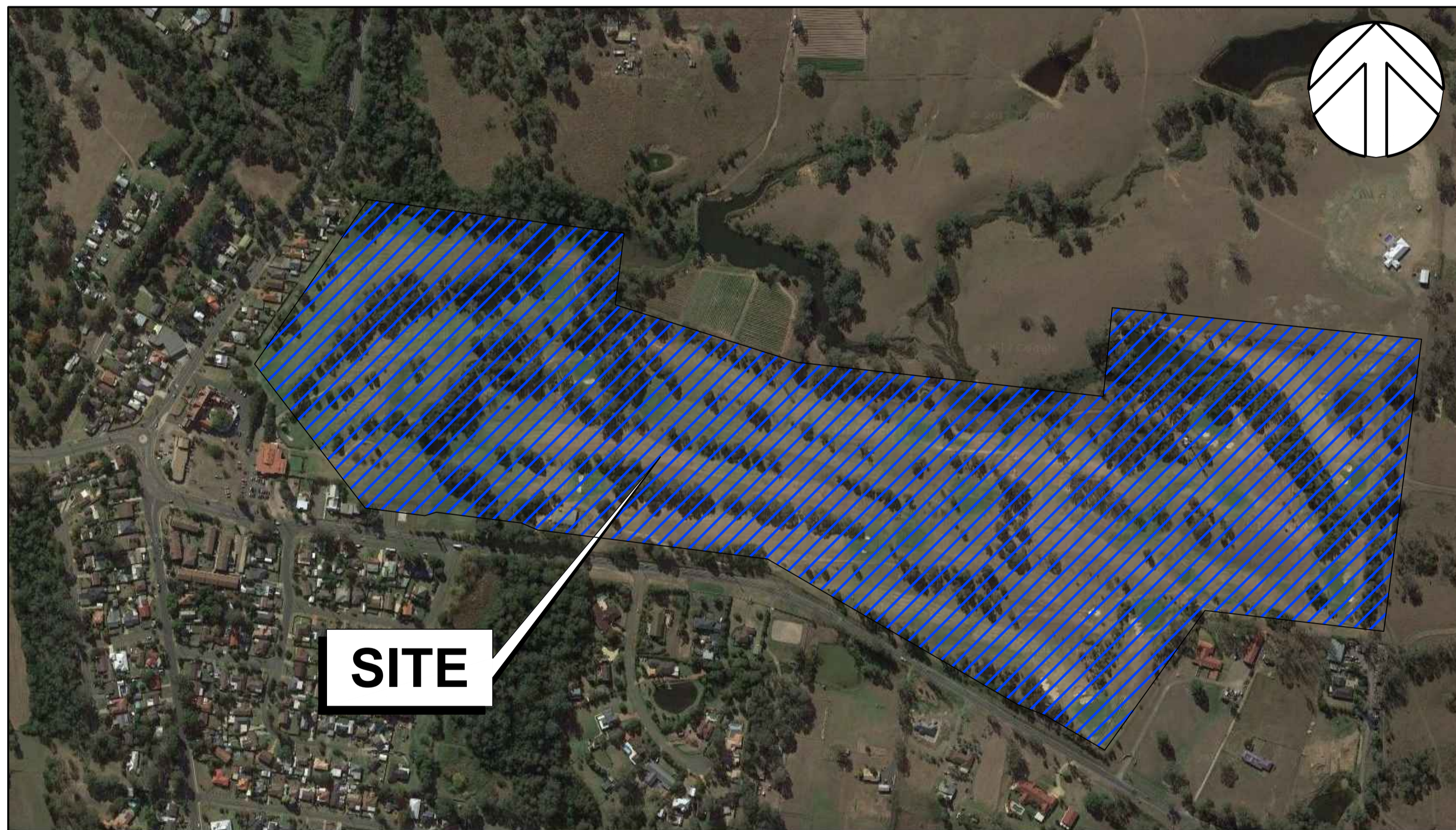


# WALLACIA GOLF COURSE


## DEVELOPMENT APPLICATION



**LOCALITY AERIAL**  
NOT TO SCALE

SOURCE : GOOGLE EARTH

SHEET LIST TABLE		
Sheet Number	Sheet Title	Rev.
C1.00 Arrangement and Overview Plans		
C1.01	Cover Sheet	2
C1.02	Specification Notes	2
C1.03	General Arrangement Plan	2
C1.04	Typical Sections	2
C2.00 Sediment and Erosion Control		
C2.01	Sediment and Erosion Control Plan	2
C2.02	Sediment and Erosion Control Details	2
C5.00 Road Longitudinal and Cross Sections		
C5.01	Road Longitudinal Sections Sheet 1 - Road 1	2
C5.02	Road Longitudinal Sections Sheet 2 - Road 1	2
C5.03	Road Longitudinal Sections Sheet 3 - Road 1	2
C5.04	Road Longitudinal Sections Sheet 4 - Roads 1 and 2	2
C5.05	Road Longitudinal Sections Sheet 5 - Roads 3 4 and 5	2
C5.06	Road Longitudinal Sections Sheet 6 - Roads 6 and 7	2
C6.00 Stormwater Drainage		
C6.01	Stormwater Key Plan	2
C6.02	Stormwater Layout Plan Sheet 1 of 8	2
C6.03	Stormwater Layout Plan Sheet 2 of 8	2
C6.04	Stormwater Layout Plan Sheet 3 of 8	2
C6.05	Stormwater Layout Plan Sheet 4 of 8	2
C6.06	Stormwater Layout Plan Sheet 5 of 8	2
C6.07	Stormwater Layout Plan Sheet 6 of 8	2
C6.08	Stormwater Layout Plan Sheet 7 of 8	2
C6.09	Stormwater Layout Plan Sheet 8 of 8	2
C6.10	Stormwater Drainage Schedule Sheet 1 of 3	2
C6.11	Stormwater Drainage Schedule Sheet 2 of 3	2
C6.12	Stormwater Drainage Schedule Sheet 3 of 3	2

CLIENT	 Catholic Cemeteries & Crematoria Care, Compassion, Choice
PROJECT MANAGER	CAMERON NIXON
ARCHITECT	IGNITE

**Warren Smith & Partners Pty Ltd**  
A 1st Floor, 123 Clarence Street, Sydney 2000 NSW Australia  
 T 02 9299 1312 F 02 9290 1295 E wsp@warrensmith.com.au

**Consulting Engineers**  
 Hydraulic Services | Civil Engineering | Fire Protection | Sydney Water Accredited • Water Servicing Co-ordinator • Design and Project Management

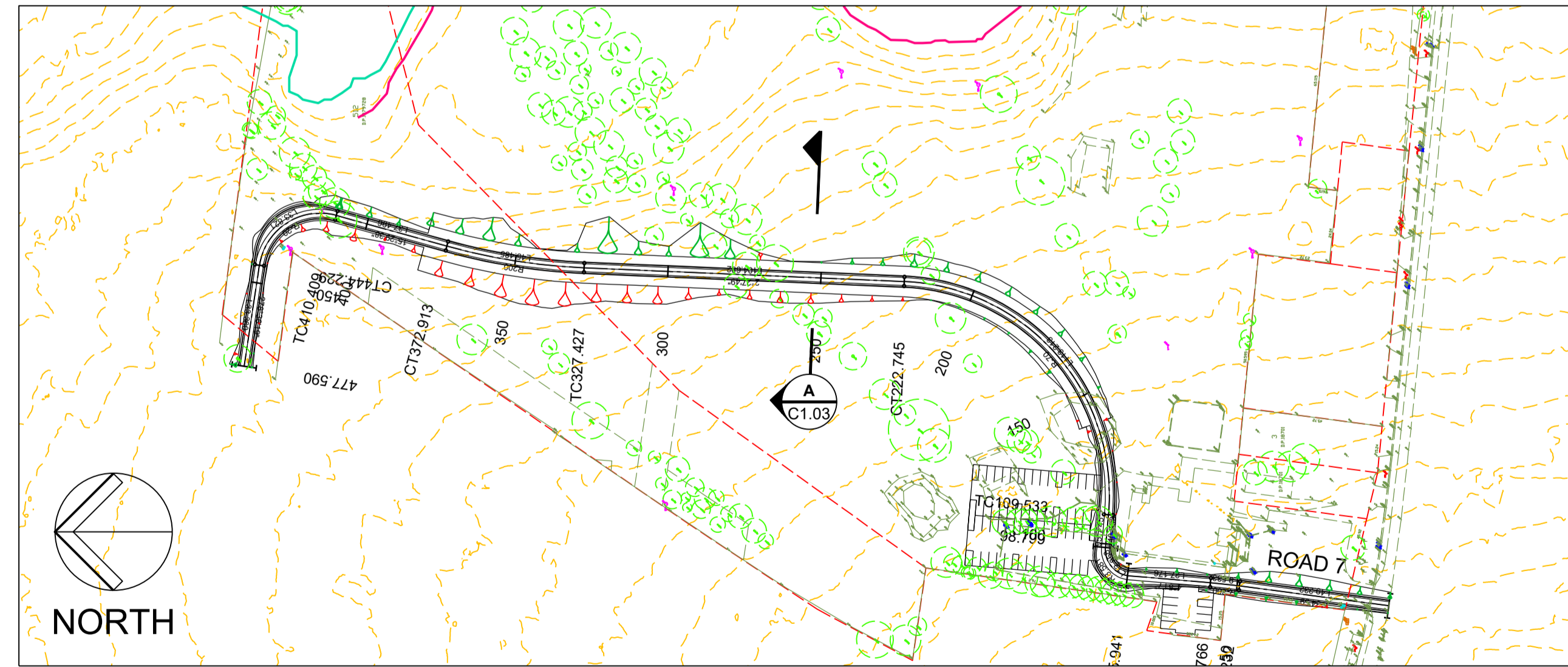
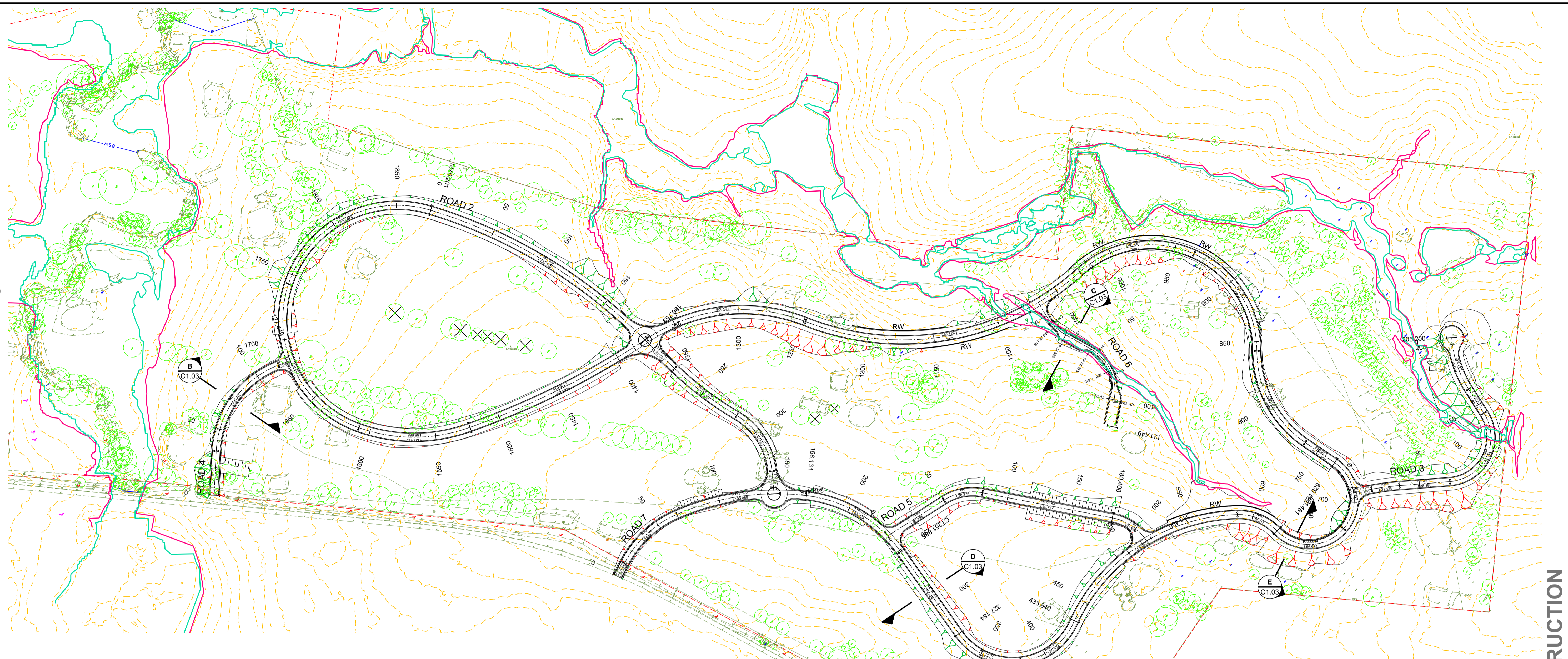
SERVING THE CONSTRUCTION INDUSTRY SINCE 1981



TITLE				
<b>COVER SHEET</b>				
SCALE	DRAWN	DESIGNED	CHECKED	APPROVED
AS SHOWN	M.C.Z.	N.M.	M.C.	M.C.
JOB No.	DRAWING No.		ISSUE	
<b>5936000</b>	<b>C1.01</b>		<b>2</b>	
DATE	STATUS		Plot Date	
SEP 2017	DEVELOPMENT APPLICATION			



REFERENCE



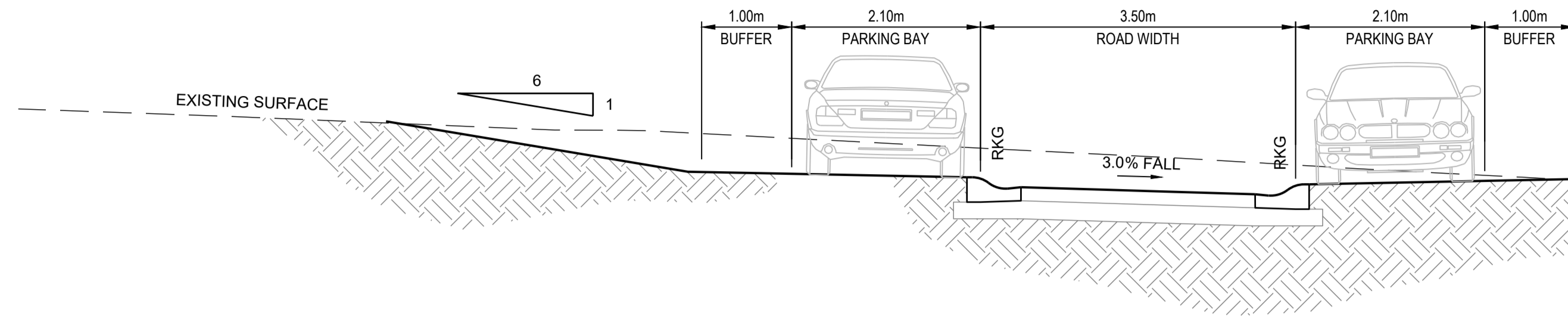
**INSET A**  
SCALE 1:1500

LEGEND	
	SITE BOUNDARY
	CUT BATTER
	FILL BATTER
	CONTROL LINE
	EXISTING CONTOURS
	100YR FLOOD EXTENTS
	5YR FLOOD EXTENTS
	EXISTING TREES
	RETAINING WALL

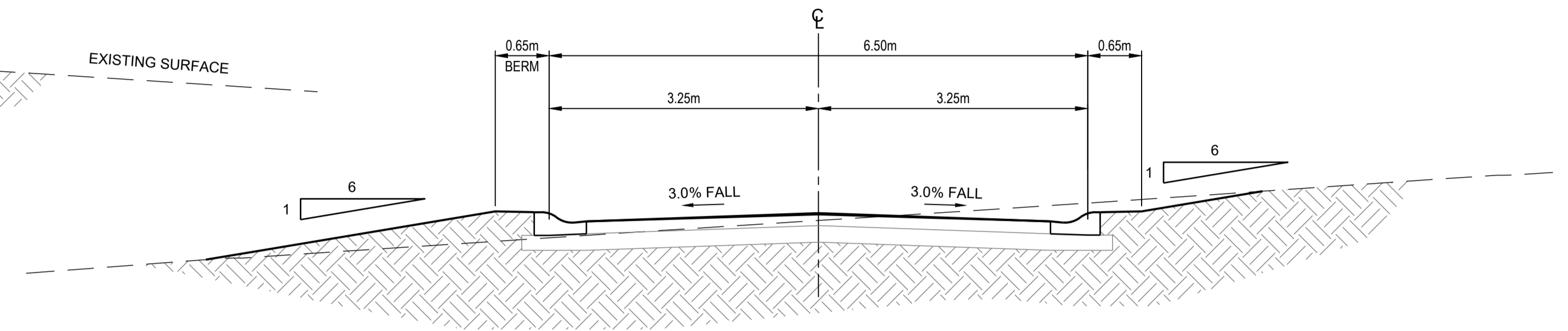
**PLAN**  
SCALE 1:1500

PRELIMINARY - NOT FOR CONSTRUCTION

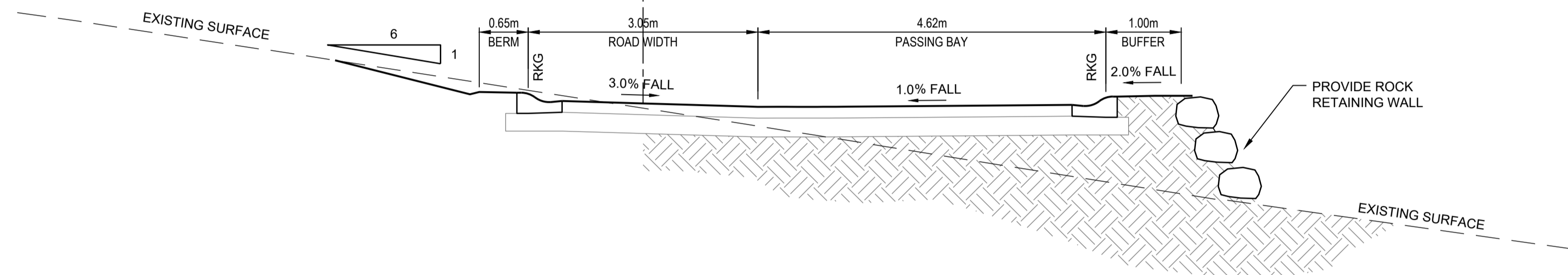
<p>DO NOT SCALE FROM DRAWINGS. CHECK &amp; VERIFY ALL DIMENSIONS &amp; LEVELS BEFORE COMMENCEMENT OF ANY WORK.</p> <p>THIS DRAWING IS NOT TO BE COPIED IN PART OR WHOLE WITHOUT WRITTEN PERMISSION FROM WARREN SMITH AND PARTNERS.</p>	<p>NORTH</p>	<p>SCALE 1:1500 AT SHEET</p>	<table border="1"> <thead> <tr> <th>REVISION</th> <th>AMENDMENT</th> <th>DATE</th> </tr> </thead> <tbody> <tr> <td>01</td> <td>ISSUE FOR DEVELOPMENT APPLICATION</td> <td>20/10/17</td> </tr> <tr> <td>02</td> <td>RE-ISSUE FOR DEVELOPMENT APPLICATION</td> <td>09/03/18</td> </tr> </tbody> </table>	REVISION	AMENDMENT	DATE	01	ISSUE FOR DEVELOPMENT APPLICATION	20/10/17	02	RE-ISSUE FOR DEVELOPMENT APPLICATION	09/03/18	<table border="1"> <thead> <tr> <th>REVISION</th> <th>AMENDMENT</th> <th>DATE</th> </tr> </thead> <tbody> <tr> <td> </td> <td> </td> <td> </td> </tr> </tbody> </table>	REVISION	AMENDMENT	DATE				<p>CLIENT</p> <p>Catholic Cemeteries &amp; Crematoria Care, Compassion, Choice</p>	<p>PROJECT</p> <p><b>WALLACIA GOLF COURSE</b></p>	<p>CONSULTING ENGINEERS</p> <p>Warren Smith &amp; Partners Pty Ltd 1st Floor, 123 Clarence Street, Sydney 2000 NSW Australia T 02 9298 1312 F 02 9290 1295 wsp@warrensmith.com.au www.warrensmith.com.au ABN 36 300 430 126</p> <p>  Hydraulic Services          Fire Protection          Civil Engineering       </p> <p>  Sydney Water Accredited Water Servicing Co-ordinator   Design Project Management - Building Plan Approvals       </p> <p>SERVING THE CONSTRUCTION INDUSTRY SINCE 1981.</p>	<p>TITLE</p> <p><b>GENERAL ARRANGEMENT PLAN</b></p> <table border="1"> <thead> <tr> <th>SCALE</th> <th>DRAWN</th> <th>DESIGNED</th> <th>CHECKED</th> <th>APPROVED</th> </tr> </thead> <tbody> <tr> <td>AS SHOWN</td> <td>M.C.Z.</td> <td>N.M.</td> <td>N.M.</td> <td>M.C.</td> </tr> </tbody> </table> <p>JOB No. <b>5936000</b> DRAWING No. <b>C1.03</b> ISSUE <b>2</b></p> <p>DATE <b>SEP 2017</b> STATUS <b>DEVELOPMENT APPLICATION</b></p>	SCALE	DRAWN	DESIGNED	CHECKED	APPROVED	AS SHOWN	M.C.Z.	N.M.	N.M.	M.C.
			REVISION	AMENDMENT	DATE																												
01	ISSUE FOR DEVELOPMENT APPLICATION	20/10/17																															
02	RE-ISSUE FOR DEVELOPMENT APPLICATION	09/03/18																															
REVISION	AMENDMENT	DATE																															
SCALE	DRAWN	DESIGNED	CHECKED	APPROVED																													
AS SHOWN	M.C.Z.	N.M.	N.M.	M.C.																													



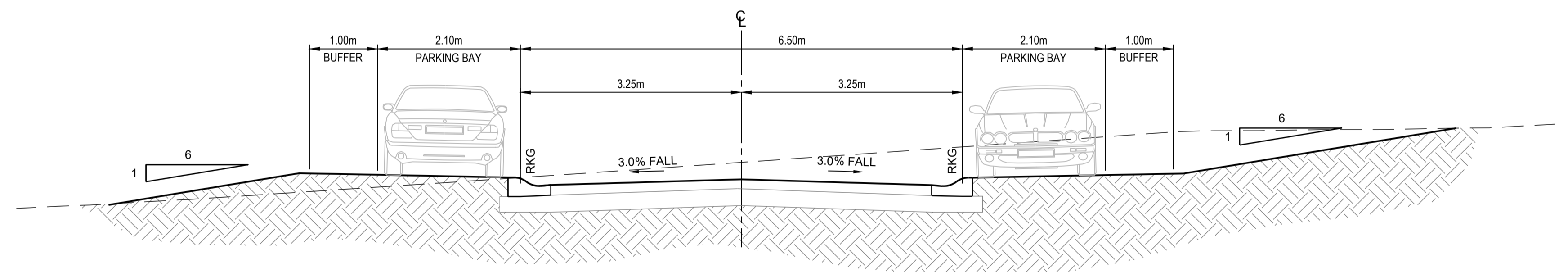
**TYPICAL SECTION A**  
**ONE-WAY ROAD**  
**PARKING BOTH SIDES**  
 SCALE 1:50



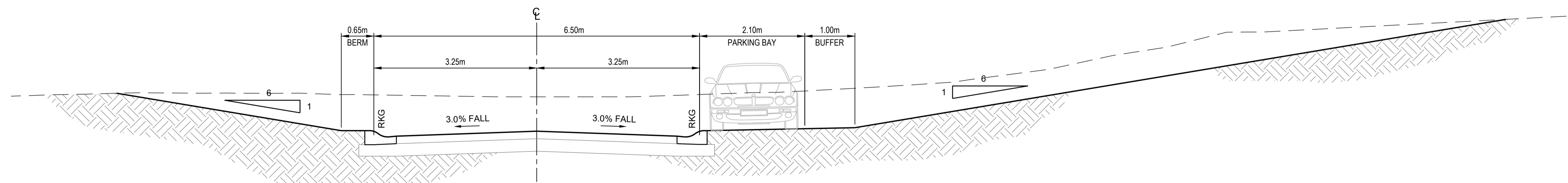
**TYPICAL SECTION B**  
**TWO WAY ROAD**  
**NO PARKING**  
 SCALE 1:50



**TYPICAL SECTION C**  
**ONE WAY ROAD**  
**WITH PASSING BAY**  
 SCALE 1:50



**TYPICAL SECTION D**  
**TWO WAY ROAD**  
**PARKING ON BOTH SIDES**  
 SCALE 1:50



**TYPICAL SECTION E**  
**TWO WAY ROAD**  
**PARKING ON ONE SIDE**  
 SCALE 1:50

PRELIMINARY - NOT FOR CONSTRUCTION

DO NOT SCALE FROM DRAWINGS. CHECK & VERIFY ALL DIMENSIONS & LEVELS BEFORE COMMENCEMENT OF ANY WORK.  
 THIS DRAWING IS NOT TO BE COPIED IN PART OR WHOLE WITHOUT WRITTEN PERMISSION FROM WARREN SMITH AND PARTNERS.

REVISION	AMENDMENT	DATE	REVISION	AMENDMENT	DATE
01	ISSUE FOR DEVELOPMENT APPLICATION	20/10/17			
02	RE-ISSUE FOR DEVELOPMENT APPLICATION	09/03/18			

CLIENT  
  
 Catholic Cemeteries & Crematoria  
 Care, Compassion, Choice

PROJECT  
**WALLACIA GOLF COURSE**

**Warren Smith & Partners**  
 Warren Smith & Partners Pty Ltd  
 1st Floor, 123 Clarence Street, Sydney 2000 NSW Australia  
 T 02 9298 1312 F 02 9290 1295 wsp@warrensmith.com.au  
 www.warrensmith.com.au ABN 38 300 430 128

**CONSULTING ENGINEERS**  
 ■ Hydraulic Services ■ Fire Protection ■ Civil Engineering  
 ■ Sydney Water Accredited Water Servicing Co-ordinator  
 ■ Design Project Management - Building Plan Approvals

**SERVING THE CONSTRUCTION INDUSTRY SINCE 1981.**

TITLE				
<b>TYPICAL SECTIONS</b>				
SCALE	DRAWN	DESIGNED	CHECKED	APPROVED
AS SHOWN	M.C.Z.	N.M.	N.M.	M.C.
JOB No.	DRAWING No.		ISSUE	
<b>5936000</b>	<b>C1.04</b>		<b>2</b>	
DATE	STATUS			
SEP 2017	DEVELOPMENT APPLICATION			

0 10 20 30 40 50 60 70 80 90 100 110 120 130 140 150

**SEDIMENT BASIN VOLUME TABLE**

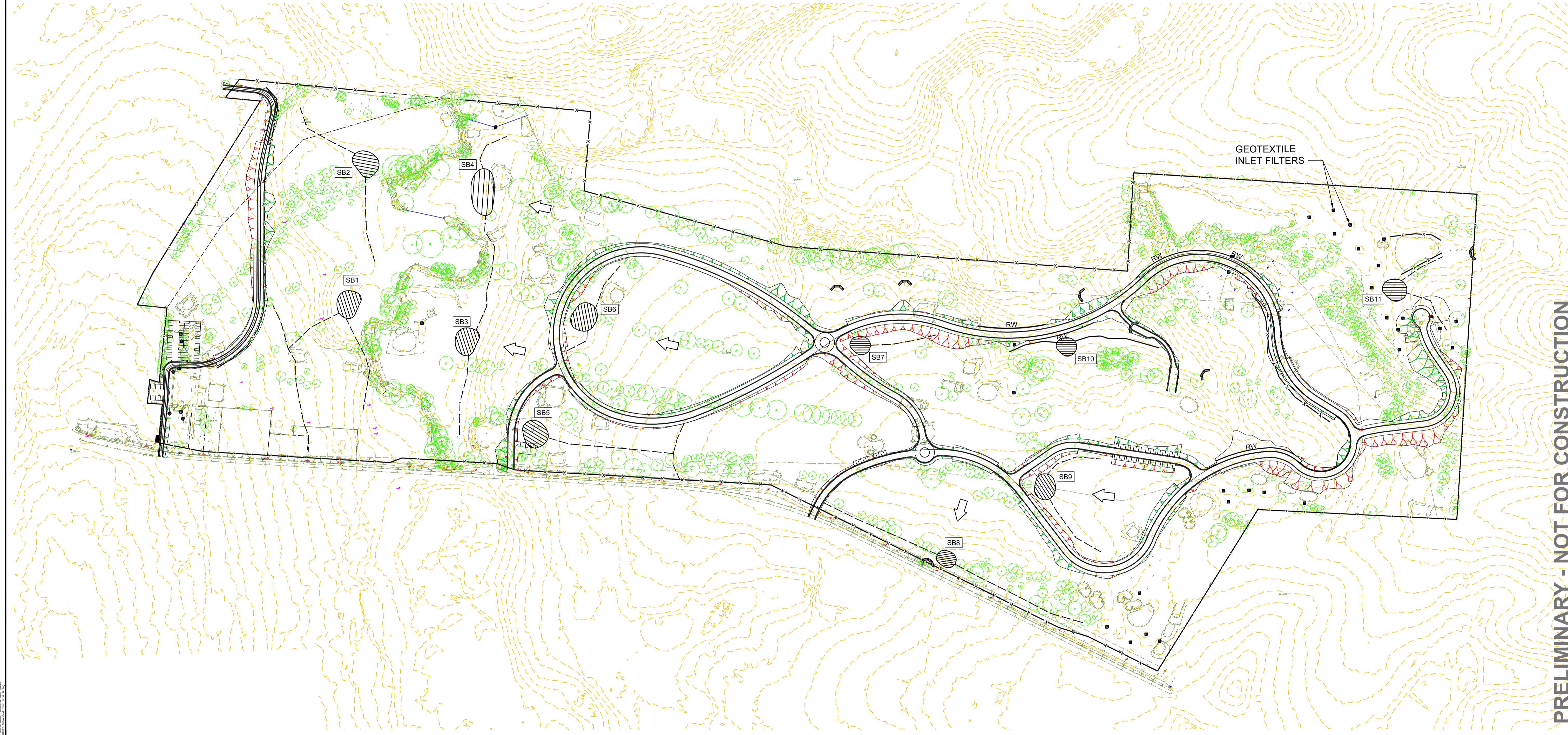
Basin No.	SB1	SB2	SB3	SB4	SB5	SB6	SB7	SB8	SB9	SB10	SB11
Total Volume (cu.m.)	722	736	393	547	731	600	277	596	303	438	116

**NOTES:**

- ALL SEDIMENT BASINS DESIGNED TO 5 DAY 80TH PERCENTILE RAINFALL EVENT.
- EMERGENCY CREST & SPILLWAY TO BE MIN. 2.5m WIDE AND MIN. 750mm FREEBOARD BELOW TOP OF EMBANKMENT.
- RELOCATE SEDIMENT FENCE & EROSION PROTECTION MEASURES AS THE WORK PROGRESSES THROUGH THE DIFFERENT STAGES OF THE WORK.

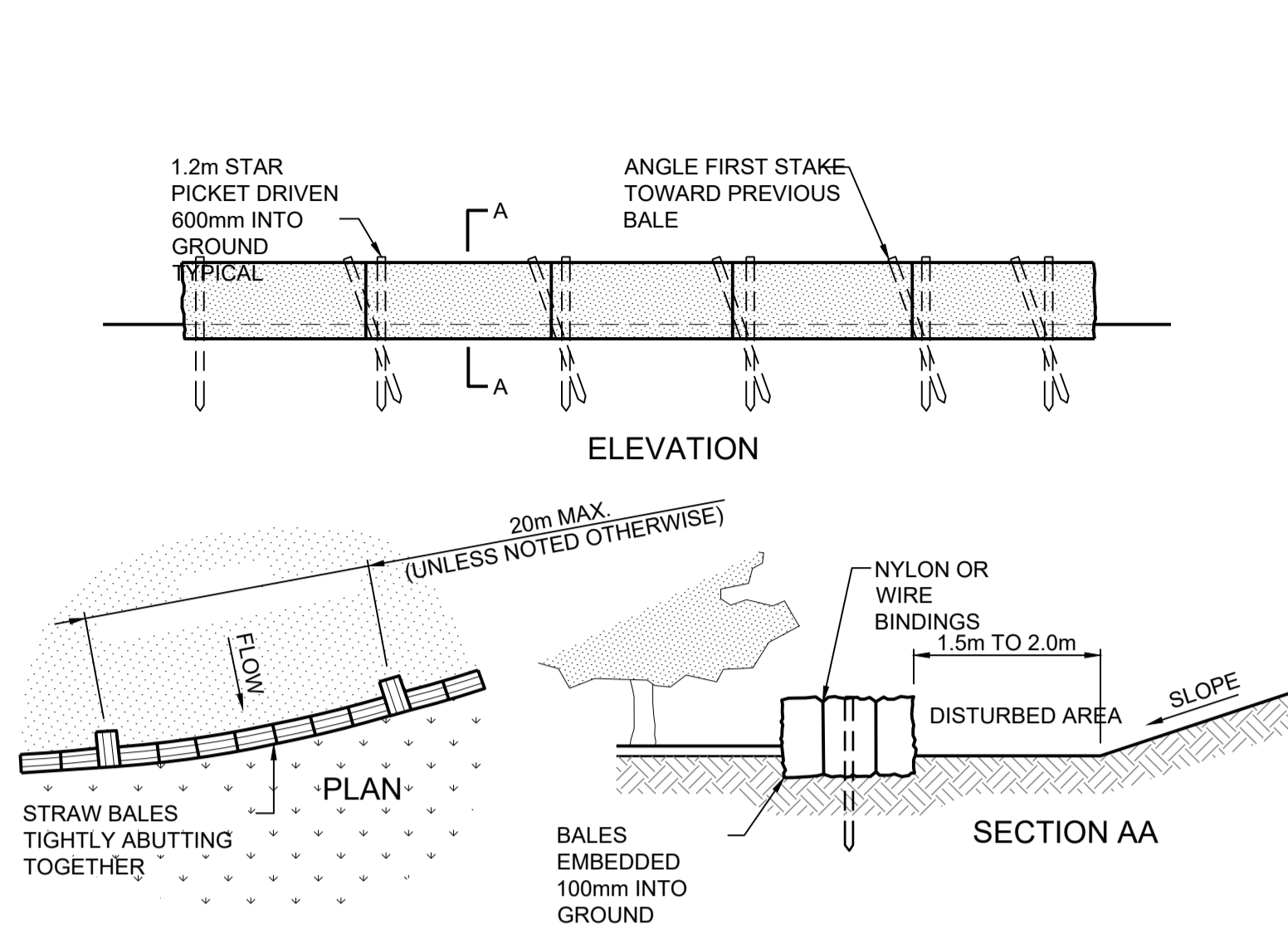
**LEGEND**

	SITE FENCE
	SITE GATE
	SEDIMENT FENCE
	GEOTEXTILE INLET FILTER - DROP INLET SEDIMENT TRAP
	VEHICLE ENTRY GATE
	TEMPORARY SEDIMENT BASIN
	DIVERSION BANK AND CHANNEL
	SEDIMENT TRAP - HAY BALES



PRELIMINARY - NOT FOR CONSTRUCTION

 <b>NORTH</b>	 SCALE 1:2000 A1 SHEET	REVISION 01 AMENDMENT ISSUE FOR DEVELOPMENT APPLICATION DATE 20/10/17	REVISION 02 AMENDMENT RE-ISSUE FOR DEVELOPMENT APPLICATION DATE 09/03/18	CLIENT  Catholic Cemeteries & Crematoria Care, Compassion, Choice	PROJECT <b>WALLACIA GOLF COURSE</b>	 Warren Smith & Partners Pty Ltd 1st Floor, 123 Clarence Street, Sydney 2000 NSW Australia T 02 9298 1312 F 02 9290 1295 wsp@warrensmith.com.au www.warrensmith.com.au ABN 38 300 430 128	TITLE <b>SEDIMENT AND EROSION CONTROL PLAN</b>	
		CONSULTING ENGINEERS ■ Hydraulic Services ■ Fire Protection ■ Civil Engineering ■ Sydney Water Accredited Water Servicing Co-ordinator ■ Design Project Management - Building Plan Approvals SERVING THE CONSTRUCTION INDUSTRY SINCE 1981.	SCALE AS SHOWN	DRAWN M.C.Z.	DESIGNED N.M.	CHECKED N.M.	APPROVED M.C.	JOB No. <b>5936000</b>
DATE SEP 2017		STATUS DEVELOPMENT APPLICATION						

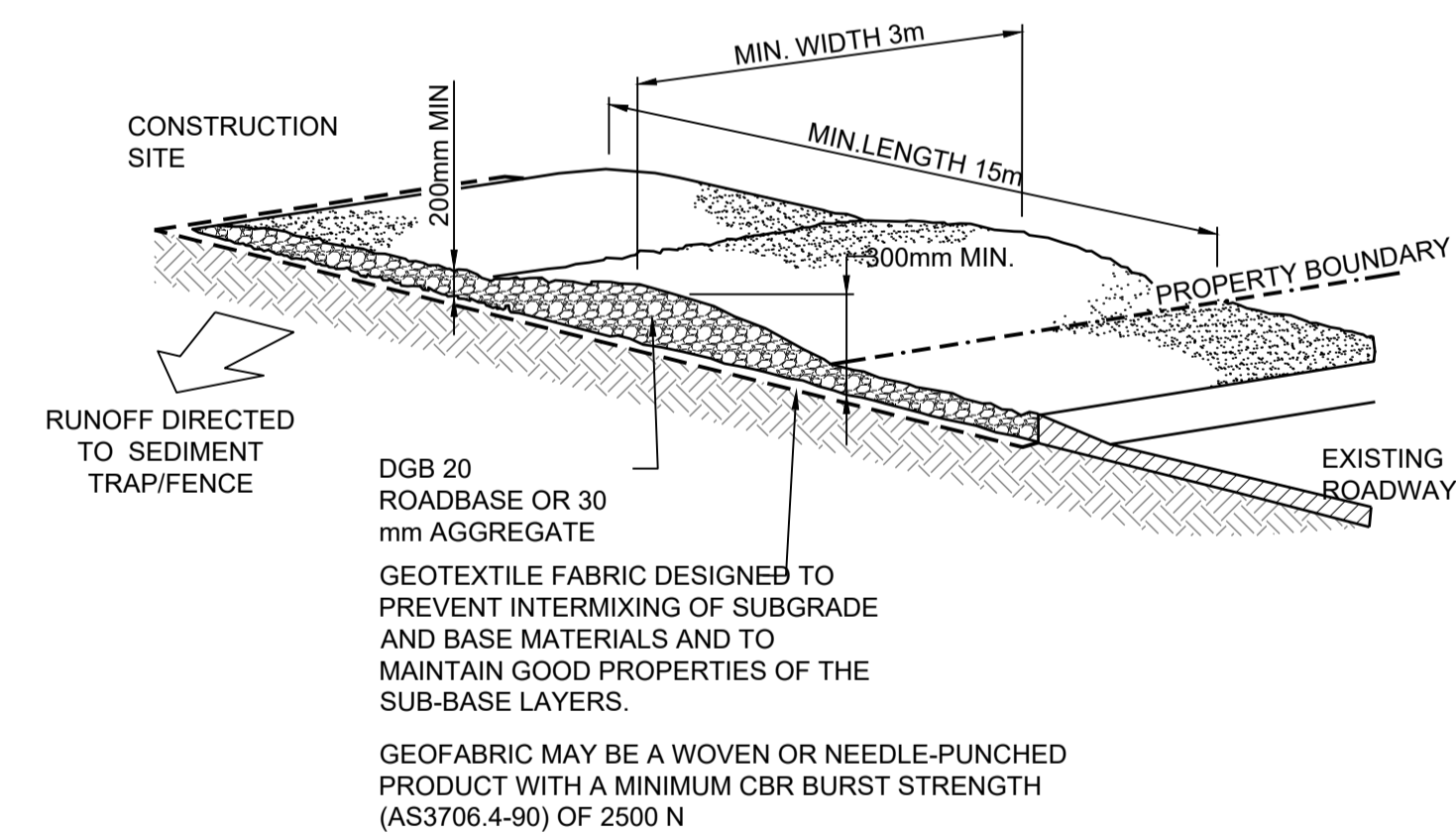


**CONSTRUCTION NOTES:**

1. CONSTRUCT THE STRAW BALE FILTER AS CLOSE AS POSSIBLE TO BEING PARALLEL TO THE CONTOURS OF THE SITE
2. PLACE BALES LENGTHWISE IN A ROW WITH ENDS TIGHTLY ABUTTING. USE STRAW TO FILL ANY GAPS BETWEEN BALES. STRAWS ARE TO BE PLACED PARALLEL TO GROUND.
3. ENSURE THAT THE MAXIMUM HEIGHT OF THE FILTER IS ONE BALE
4. EMBED EACH BALE IN THE GROUND 75mm TO 100mm AND ANCHOR WITH TWO 1.2m STAR PICKETS OR STAKES. ANGLE THE FIRST STAR PICKET OR STAKE IN EACH BALE TOWARDS THE PREVIOUSLY LAID BALE. DRIVE THEM 600mm INTO THE GROUND AND, IF POSSIBLE, FLUSH WITH THE TOP OF THE BALES. WHERE STAR PICKETS ARE USED AND THEY PROTRUDE ABOVE THE BALES, ENSURE THEY ARE FITTED WITH SAFETY CAPS.
5. WHERE STRAW BALE FILTER IS CONSTRUCTED DOWNSLOPE FROM A DISTURBED BATTER, ENSURE THE BALES ARE PLACED 1.0m TO 2.0m DOWNSLOPE FROM THE TOE.
6. ESTABLISH A MAINTENANCE PROGRAMME THAT ENSURES THE INTEGRITY OF THE BALES IS RETAINED - THEY COULD REQUIRE REPLACEMENT EACH TWO TO FOUR MONTHS.

**STRAW BALE FILTER DETAIL**

NOT TO SCALE

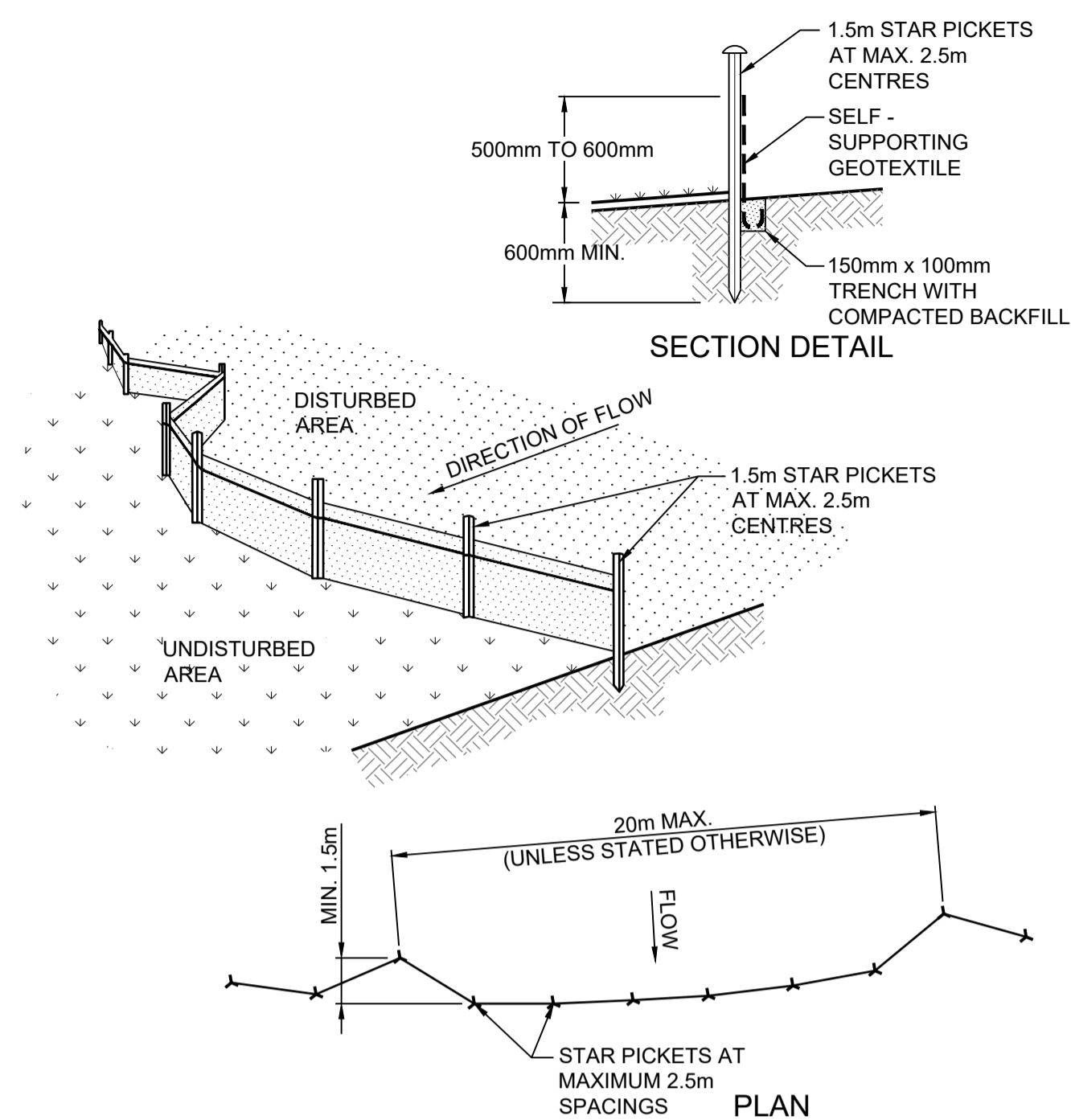


**CONSTRUCTION NOTES:**

1. STRIP THE TOPSOIL, LEVEL THE SITE AND COMPACT THE SUBGRADE.
2. COVER THE AREA WITH NEEDLE-PUNCHED GEOTEXTILE.
3. CONSTRUCT A 200mm THICK PAD OVER THE GEOTEXTILE USING ROAD BASE OR 30mm AGGREGATE.
4. ENSURE THE STRUCTURE IS AT LEAST 15m LONG OR TO BUILDING ALIGNMENT AND AT LEAST 3m WIDE.
5. WHERE A SEDIMENT FENCE JOINS ONTO THE STABILISED ACCESS, CONSTRUCT A HUMP IN THE STABILISED ACCESS TO DIVERT WATER TO THE SEDIMENT FENCE.

**STABILISED SITE ACCESS DETAIL**

NOT TO SCALE

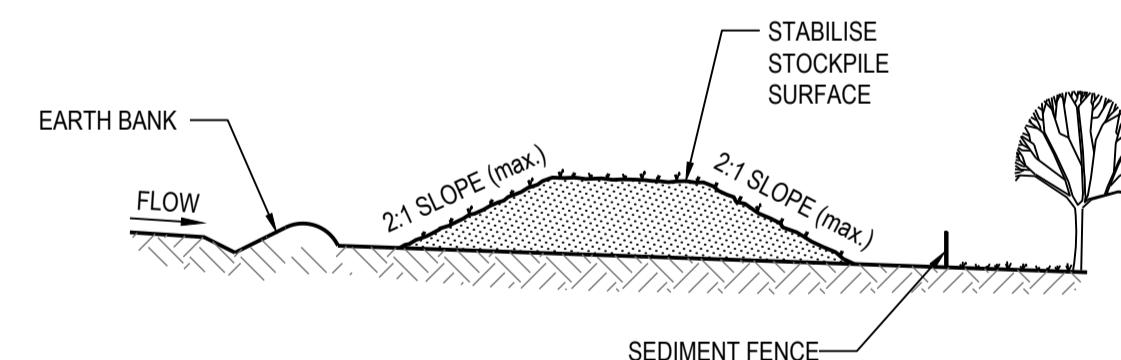


**CONSTRUCTION NOTES:**

1. CONSTRUCT SEDIMENT FENCES AS CLOSE AS POSSIBLE TO BEING PARALLEL TO THE CONTOURS OF THE SITE, BUT WITH SMALL RETURNS AS SHOWN IN THE DRAWING TO LIMIT THE CATCHMENT AREA OF ANY ONE SECTION. THE CATCHMENT AREA SHOULD BE SMALL ENOUGH TO LIMIT WATER FLOW IF CONCENTRATED AT ONE POINT TO 50 LITRES PER SECOND IN THE DESIGN STORM EVENT, USUALLY THE 10-YEAR EVENT.
2. CUT A 150mm DEEP TRENCH ALONG THE UPSLOPE LINE OF THE FENCE FOR THE BOTTOM OF THE FABRIC TO BE ENTRENCHED.
3. DRIVE 1.5 METRE LONG STAR PICKETS INTO THE GROUND AT 2.5 METRE INTERVALS (MAX) AT THE DOWNSLOPE EDGE OF THE TRENCH. ENSURE ANY STAR PICKETS ARE FITTED WITH SAFETY CAPS.
4. FIX SELF SUPPORTING GEOTEXTILE TO THE UPSLOPE SIDE OF THE POSTS ENSURING IT GOES TO THE BASE OF THE TRENCH. FIX THE GEOTEXTILE WITH WIRE TIES OR AS RECOMMENDED BY THE MANUFACTURER. ONLY USE GEOTEXTILE SPECIFICALLY PRODUCED FOR SEDIMENT FENCING. THE USE OF SHADE CLOTH FOR THIS PURPOSE IS NOT SATISFACTORY.
5. JOIN SECTIONS OF FABRIC AT A SUPPORT POST WITH A 150-mm OVERLAP.
6. BACKFILL THE TRENCH OVER THE BASE OF THE FABRIC AND COMPACT IT THOROUGHLY OVER THE GEOTEXTILE.

**SEDIMENT FENCE DETAIL**

NOT TO SCALE

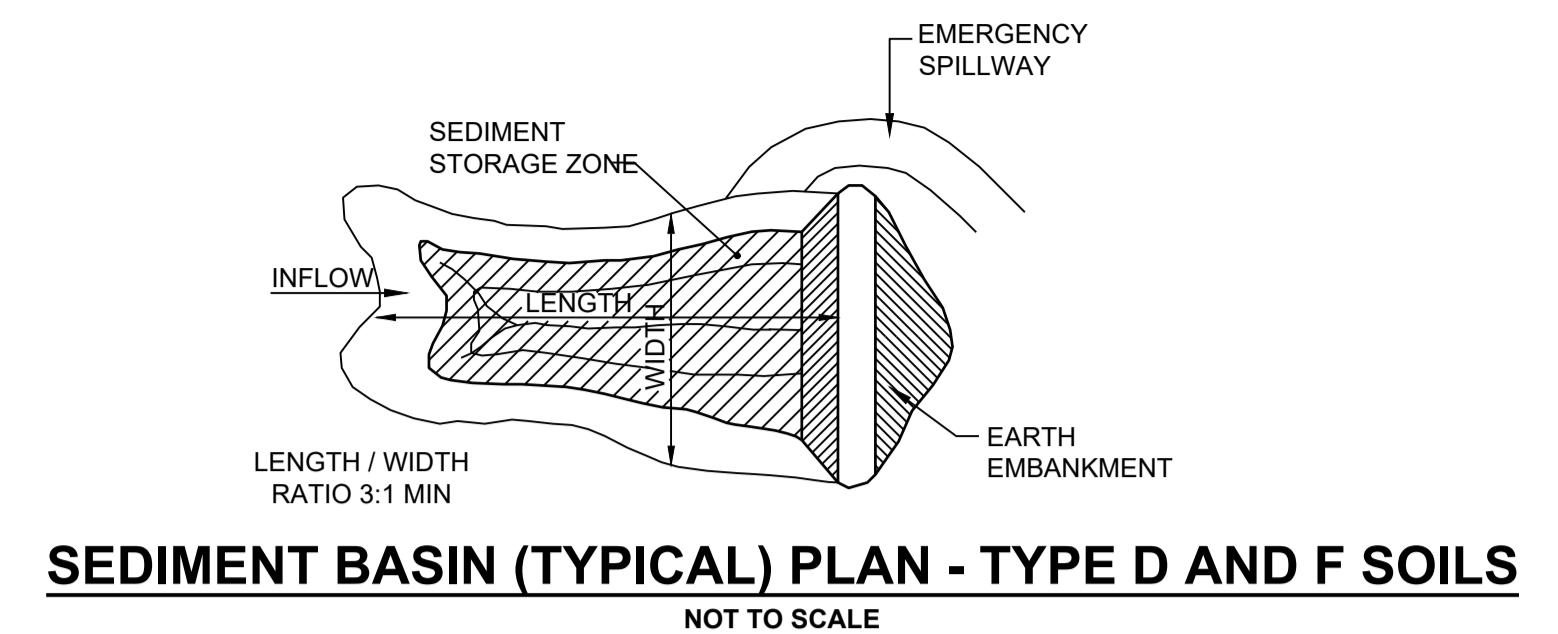


**NOTES:**

1. PLACE STOCKPILES MORE THAN 2 (PREFERABLY 5) METRES FROM EXISTING VEGETATION, CONCENTRATED WATER FLOW, ROADS AND HAZARD AREAS.
2. CONSTRUCT ON THE CONTOUR AS LOW, FLAT, ELONGATED MOUNDS.
3. WHERE THERE IS SUFFICIENT AREA, TOPSOIL STOCKPILES SHALL BE LESS THAN 2 METRES IN HEIGHT. 4. WHERE THEY ARE TO BE IN PLACE FOR MORE THAN 10 DAYS, STABILISE FOLLOWING THE APPROVED ESCP OR SWMP TO REDUCE THE C-FACTOR TO LESS THAN 0.10.
5. CONSTRUCT EARTH BANKS ON THE UPSLOPE SIDE TO DIVERT WATER AROUND STOCKPILES AND SEDIMENT FENCES 1 TO 2 METRES DOWNSLOPE.

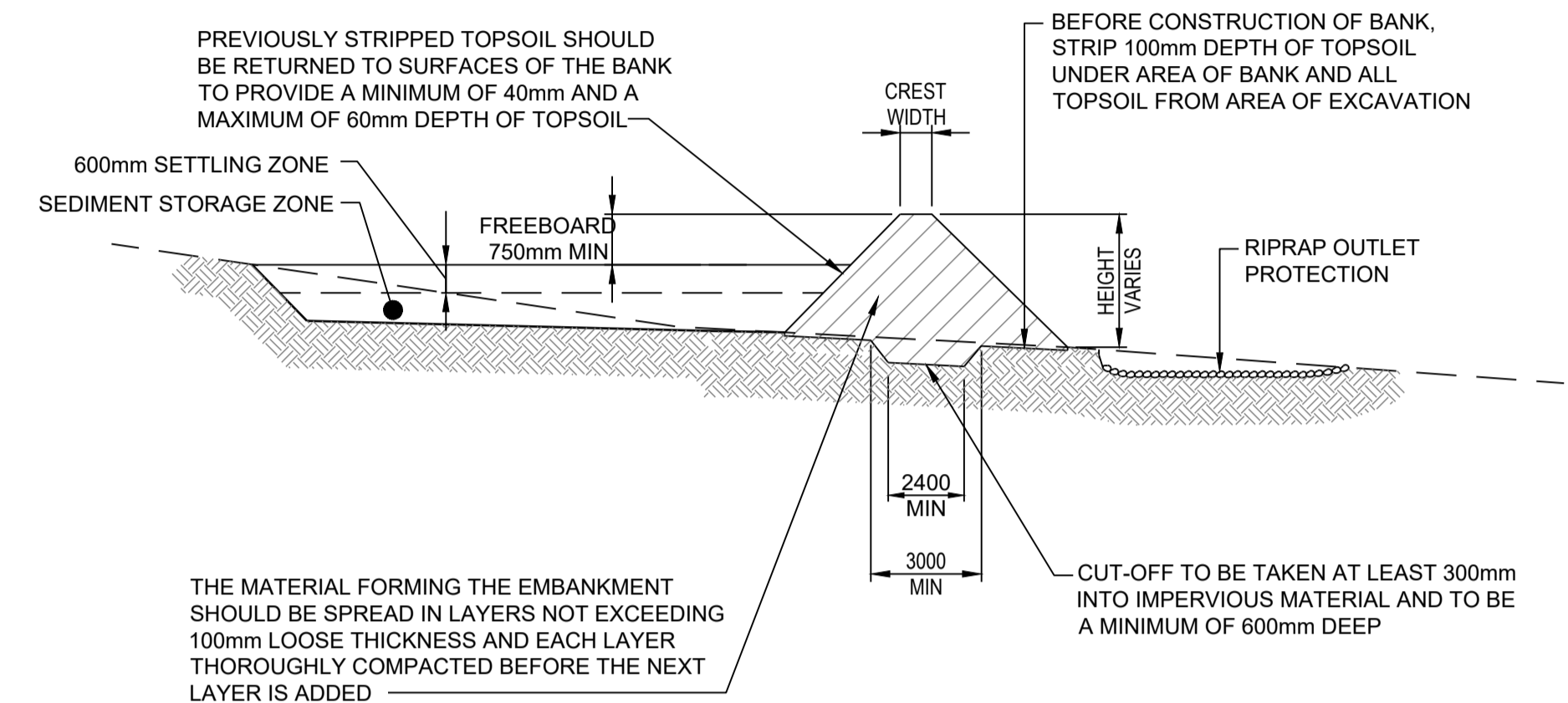
**STOCKPILE**

NOT TO SCALE



**SEDIMENT BASIN (TYPICAL) PLAN - TYPE D AND F SOILS**

NOT TO SCALE



**SEDIMENT BASIN (TYPICAL) CROSS SECTION - TYPE D AND F SOILS**

NOT TO SCALE

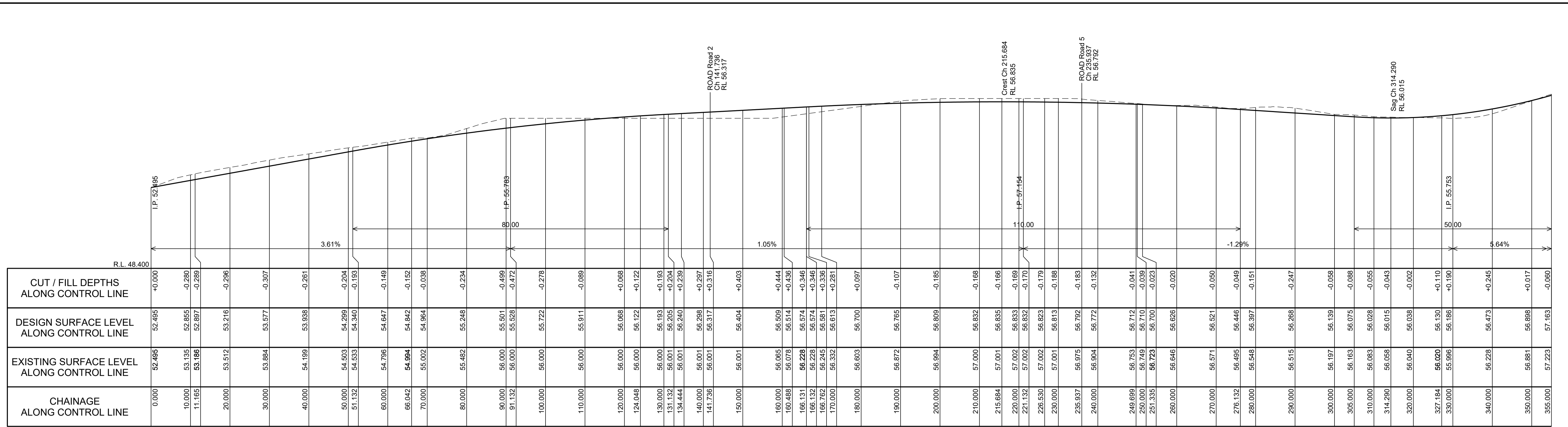
**CONSTRUCTION NOTES**

1. REMOVE ALL VEGETATION AND TOPSOIL FROM UNDER THE DAM WALL AND FROM WITHIN THE STORAGE AREA.
2. CONSTRUCT A CUT-OFF TRENCH 500mm DEEP AND 1200mm WIDE ALONG THE CENTRELINE OF THE EMBANKMENT TO A POINT ON THE GULLY WALL LEVEL WITH THE RISER CREST.
3. MAINTAIN THE TRENCH FREE OF WATER AND RECOMPACT THE MATERIALS WITH EQUIPMENT AS SPECIFIED IN THE SWMP TO 95% STANDARD PROCTOR DENSITY.
4. SELECT FILL FOLLOWING THE SWMP THAT IS FREE OF ROOTS, WOOD, ROCK, LARGE STONE OR FOREIGN MATERIAL.
5. PREPARE THE SITE UNDER THE EMBANKMENT BY RIPPING TO AT LEAST 100mm TO HELP BOND COMPACTED FILL TO SUBSTRATE.
6. SPREAD THE FILL IN 100mm TO 150mm LAYERS AND COMPACT IT AT OPTIMUM MOISTURE CONTENT FOLLOWING THE SWMP.
7. CONSTRUCT THE EMERGENCY SPILLWAY.
8. REHABILITATE THE STRUCTURE FOLLOWING SWMP.

DO NOT SCALE FROM DRAWINGS. CHECK & VERIFY ALL DIMENSIONS & LEVELS BEFORE COMMENCEMENT OF ANY WORK.  
THIS DRAWING IS NOT TO BE COPIED IN PART OR WHOLE WITHOUT WRITTEN PERMISSION FROM WARREN SMITH AND PARTNERS.

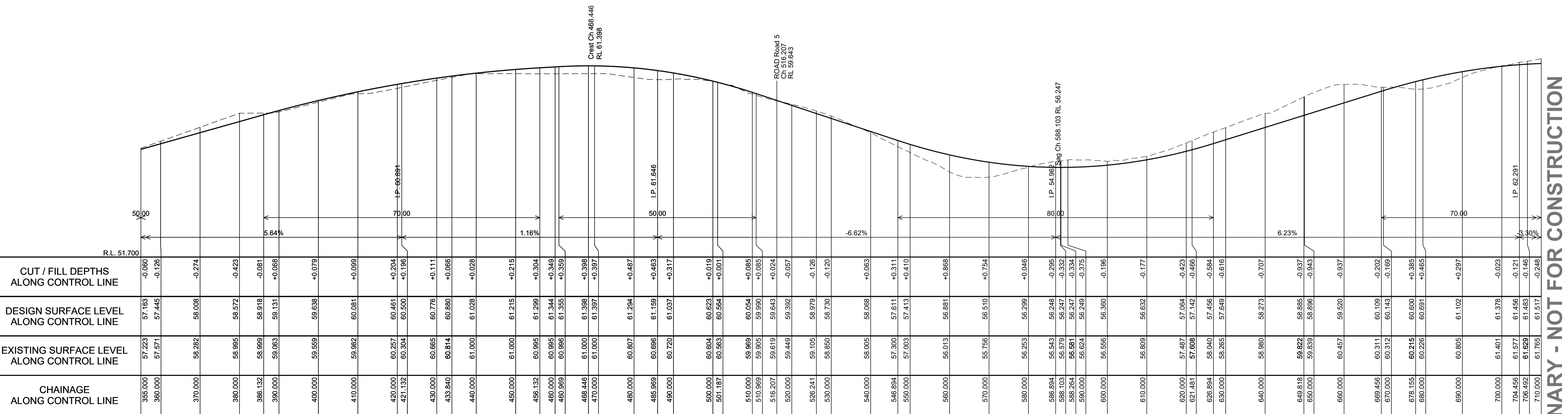
PRELIMINARY - NOT FOR CONSTRUCTION

DO NOT SCALE FROM DRAWINGS. CHECK & VERIFY ALL DIMENSIONS & LEVELS BEFORE COMMENCEMENT OF ANY WORK. THIS DRAWING IS NOT TO BE COPIED IN PART OR WHOLE WITHOUT WRITTEN PERMISSION FROM WARREN SMITH AND PARTNERS.	REVISION 01 ISSUE FOR DEVELOPMENT APPLICATION 20/10/17 02 RE-ISSUE FOR DEVELOPMENT APPLICATION 09/03/18	AMENDMENT DATE 20/10/17 09/03/18	REVISION AMENDMENT DATE	CLIENT Catholic Cemeteries & Crematoria Care, Compassion, Choice	PROJECT WALLACIA GOLF COURSE	Warren Smith & Partners Pty Ltd 1st Floor, 123 Clarence Street, Sydney 2000 NSW Australia T 02 9298 1312 F 02 9290 1295 wsp@warrensmith.com.au www.warrensmith.com.au ABN 38 300 430 128	CONSULTING ENGINEERS Hydraulic Services  Fire Protection  Civil Engineering Sydney Water Accredited Water Servicing Co-ordinator Design Project Management - Building Plan Approvals	TITLE <b>SEDIMENT AND EROSION CONTROL DETAILS</b>	SCALE AS SHOWN	DRAWN M.C.Z.	DESIGNED N.M.	CHECKED N.M.	APPROVED M.C.
									JOB No. <b>5936000</b>	DRAWING No. <b>C2.02</b>	ISSUE <b>2</b>	DATE SEP 2017	STATUS DEVELOPMENT APPLICATION



LONGITUDINAL SECTION ALONG ROAD 1

SCALE H 1:500 V 1:100

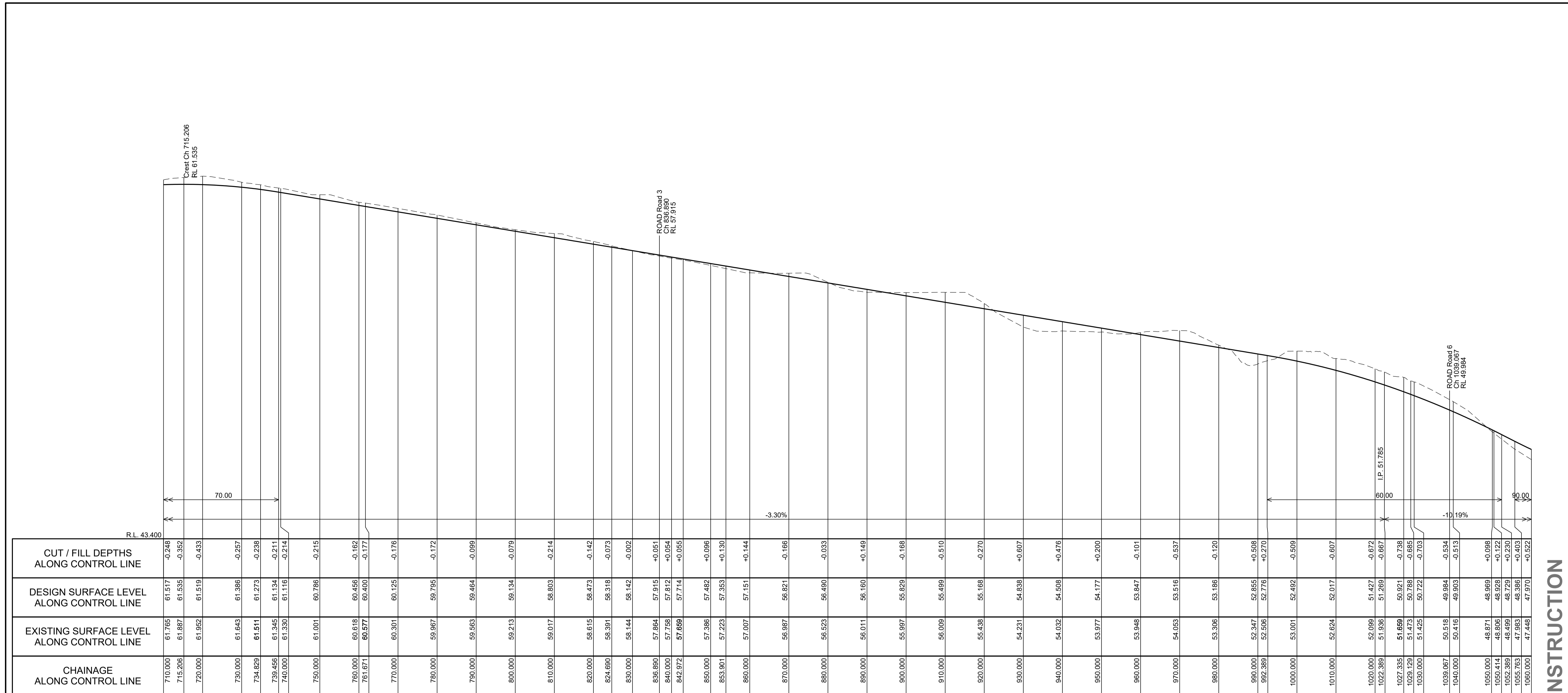


LONGITUDINAL SECTION ALONG ROAD 1

SCALE H 1:500 V 1:100

PRELIMINARY - NOT FOR CONSTRUCTION

<p>DO NOT SCALE FROM DRAWINGS. CHECK &amp; VERIFY ALL DIMENSIONS &amp; LEVELS BEFORE COMMENCEMENT OF ANY WORK.</p> <p>THIS DRAWING IS NOT TO BE COPIED IN PART OR WHOLE WITHOUT WRITTEN PERMISSION FROM WARREN SMITH AND PARTNERS.</p>	<p>NORTH</p>	<p>SCALE 1:1500 AT SHEET</p>	<p>REVISION</p> <table border="1"> <tr><td>01</td><td>ISSUE FOR DEVELOPMENT APPLICATION</td><td>05/03/18</td></tr> <tr><td>02</td><td>RE-ISSUE FOR DEVELOPMENT APPLICATION</td><td>09/03/18</td></tr> </table>	01	ISSUE FOR DEVELOPMENT APPLICATION	05/03/18	02	RE-ISSUE FOR DEVELOPMENT APPLICATION	09/03/18	<p>REVISION</p> <table border="1"> <tr><td></td><td></td><td></td></tr> </table>				<p>CLIENT</p> <p>Catholic Cemeteries &amp; Crematoria Care, Compassion, Choice</p>	<p>PROJECT</p> <p>WALLACIA GOLF COURSE</p>	<p>Warren Smith &amp; Partners Pty Ltd 181 Fovea, 123 Clarence Street, Sydney 2000 NSW Australia T 02 9298 1312 F 02 9290 1295 wsp@warrensmith.com.au www.warrensmith.com.au ABN 38 300 430 128</p>	<p>TITLE</p> <p>ROAD LONGITUDINAL SECTIONS SHEET 1 - ROAD 1</p>
			01	ISSUE FOR DEVELOPMENT APPLICATION	05/03/18												
02	RE-ISSUE FOR DEVELOPMENT APPLICATION	09/03/18															
<p>CONSULTING ENGINEERS</p> <ul style="list-style-type: none"> <li>Hydraulic Services</li> <li>Fire Protection</li> <li>Civil Engineering</li> <li>Sydney Water Accredited Water Servicing Co-ordinator</li> <li>Design Project Management - Building Plan Approvals</li> </ul> <p>SERVING THE CONSTRUCTION INDUSTRY SINCE 1981.</p>	<p>SCALE</p> <table border="1"> <tr><td>AS SHOWN</td><td>M.C.Z.</td><td>N.M.</td><td>N.M.</td><td>M.C.</td></tr> </table>	AS SHOWN	M.C.Z.	N.M.	N.M.	M.C.	<p>DATE</p> <p>SEP 2017</p>	<p>STATUS</p> <p>DEVELOPMENT APPLICATION</p>									
AS SHOWN	M.C.Z.	N.M.	N.M.	M.C.													



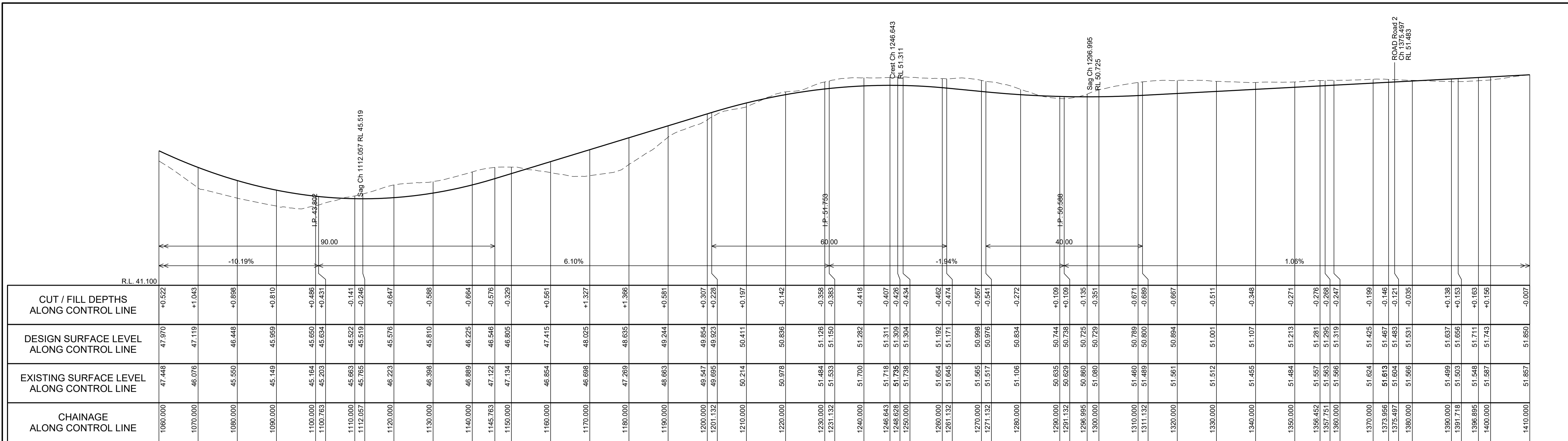
LONGITUDINAL SECTION ALONG ROAD 1

SCALE H 1:500 V 1:100

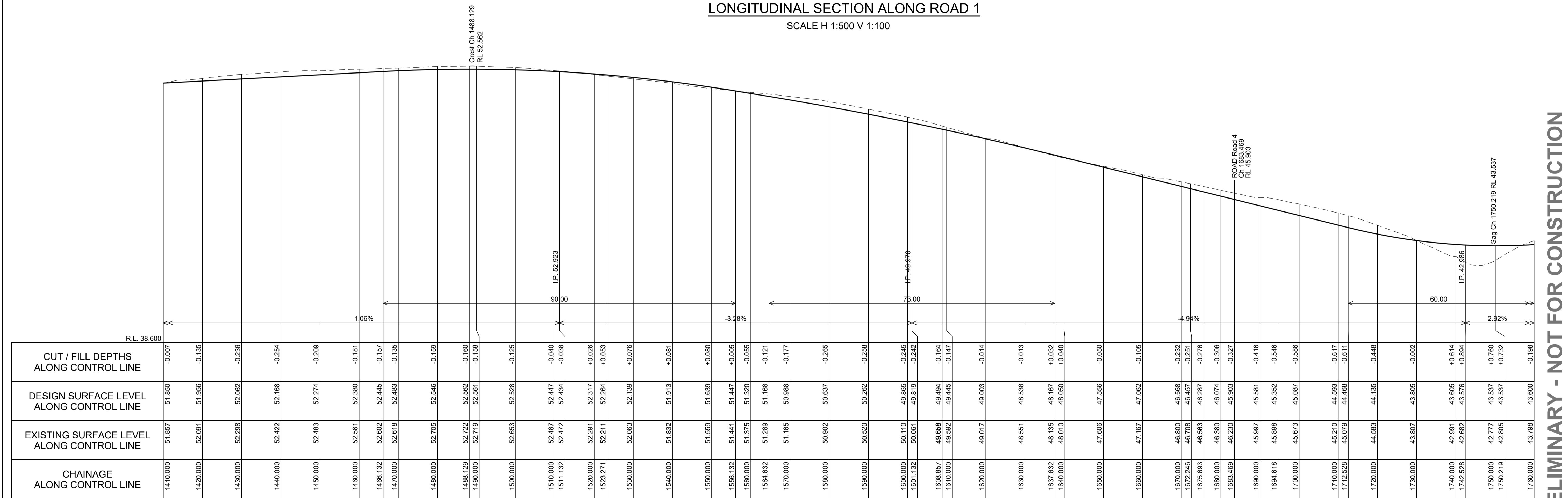
PRELIMINARY - NOT FOR CONSTRUCTION

DO NOT SCALE FROM DRAWINGS. CHECK & VERIFY ALL DIMENSIONS & LEVELS BEFORE COMMENCEMENT OF ANY WORK. THIS DRAWING IS NOT TO BE COPIED IN PART OR WHOLE WITHOUT WRITTEN PERMISSION FROM WARREN SMITH AND PARTNERS.	<p>NORTH</p>	<p>SCALE 1:1500 AT SHEET</p>	REVISION 01 02	AMENDMENT ISSUE FOR DEVELOPMENT APPLICATION RE-ISSUE FOR DEVELOPMENT APPLICATION	DATE 05/03/18 09/03/18	REVISION 01 02	AMENDMENT ISSUE FOR DEVELOPMENT APPLICATION RE-ISSUE FOR DEVELOPMENT APPLICATION	DATE 05/03/18 09/03/18	CLIENT <p>Catholic Cemeteries &amp; Crematoria Care, Compassion, Choice</p>	<p>Warren Smith &amp; Partners Pty Ltd 1st Floor, 123 Clarence Street, Sydney 2000 NSW Australia T 02 9298 1312 F 02 9290 1295 wsp@warrensmith.com.au www.warrensmith.com.au ABN 38 300 430 128</p>	<p>CONSULTING ENGINEERS  <input checked="" type="checkbox"/> Hydraulic Services <input checked="" type="checkbox"/> Fire Protection <input checked="" type="checkbox"/> Civil Engineering  <input checked="" type="checkbox"/> Sydney Water Accredited Water Servicing Co-ordinator  <input checked="" type="checkbox"/> Design Project Management - Building Plan Approvals          SERVING THE CONSTRUCTION INDUSTRY SINCE 1981.       </p>	TITLE <b>ROAD LONGITUDINAL SECTIONS SHEET 2 - ROAD 1</b>
			SCALE AS SHOWN	DRAWN M.C.Z.	DESIGNED N.M.	CHECKED N.M.	APPROVED M.C.	PROJECT <b>WALLACIA GOLF COURSE</b>	JOB No. <b>5936000</b>			DRAWING No. <b>C5.02</b>





LONGITUDINAL SECTION ALONG ROAD 1  
SCALE H 1:500 V 1:100



LONGITUDINAL SECTION ALONG ROAD 1  
SCALE H 1:500 V 1:100

DO NOT SCALE FROM DRAWINGS. CHECK & VERIFY ALL DIMENSIONS & LEVELS BEFORE COMMENCEMENT OF ANY WORK.

THIS DRAWING IS NOT TO BE COPIED IN PART OR WHOLE WITHOUT WRITTEN PERMISSION FROM WARREN SMITH AND PARTNERS.

**NORTH**

SCALE 1:1500 AT SHEET

REVISION	AMENDMENT	DATE
01	ISSUE FOR DEVELOPMENT APPLICATION	05/03/18
02	RE-ISSUE FOR DEVELOPMENT APPLICATION	09/03/18

CLIENT  
**Catholic Cemeteries & Crematoria**  
*Care, Compassion, Choice*

PROJECT  
**WALLACIA GOLF COURSE**

Warren Smith & Partners Pty Ltd  
1st Floor, 123 Clarence Street, Sydney 2000 NSW Australia  
T 02 9298 1312 F 02 9290 1295 wsp@warrensmith.com.au  
www.warrensmith.com.au ABN 38 300 430 128

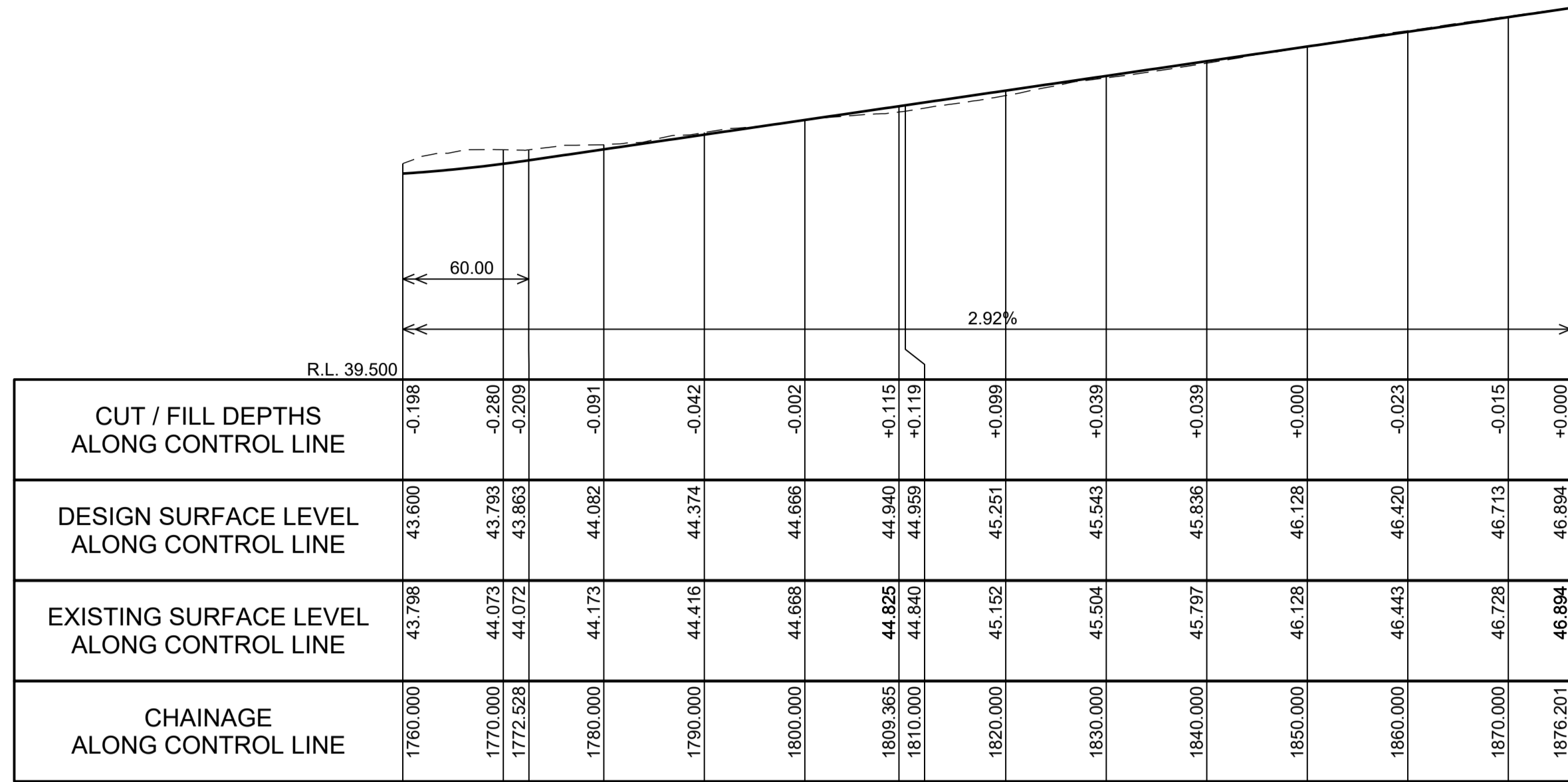
CONSULTING ENGINEERS  
 ■ Hydraulic Services ■ Fire Protection ■ Civil Engineering  
 ■ Sydney Water Accredited Water Servicing Co-ordinator  
 ■ Design Project Management - Building Plan Approvals

SERVING THE CONSTRUCTION INDUSTRY SINCE 1981.

TITLE  
**ROAD LONGITUDINAL SECTIONS SHEET 3 - ROAD 1**

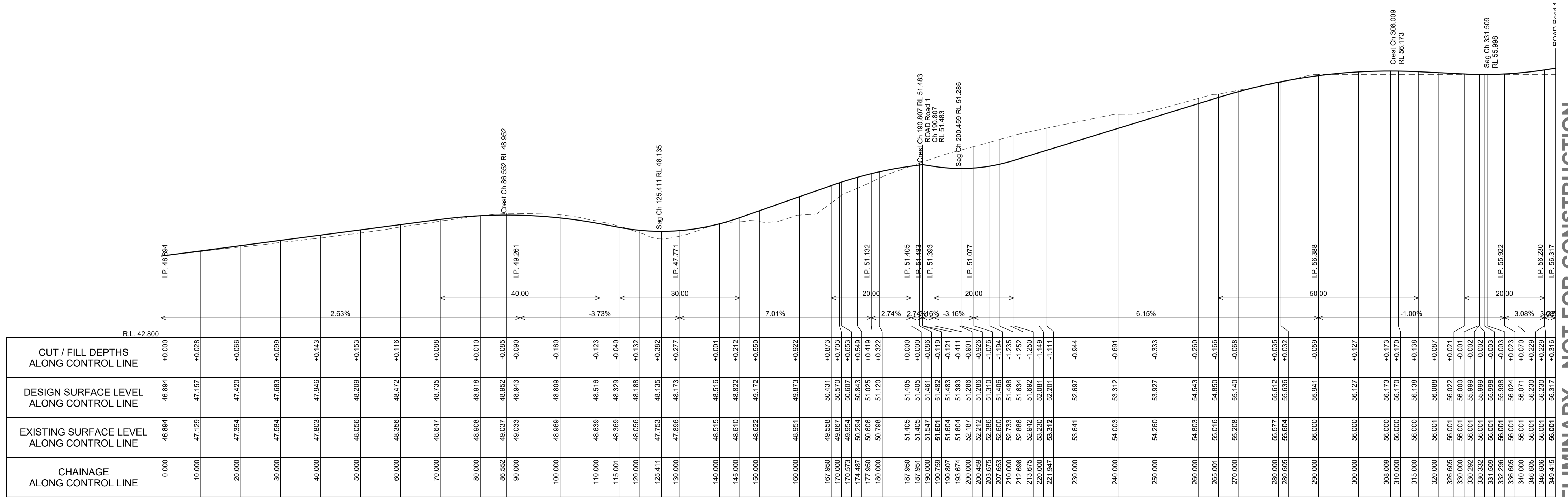
SCALE AS SHOWN	DRAWN M.C.Z.	DESIGNED N.M.	CHECKED N.M.	APPROVED M.C.
JOB No. <b>5936000</b>	DRAWING No. <b>C5.03</b>		ISSUE <b>2</b>	
DATE <b>SEP 2017</b>	STATUS <b>DEVELOPMENT APPLICATION</b>			

PRELIMINARY - NOT FOR CONSTRUCTION



LONGITUDINAL SECTION ALONG ROAD 1

SCALE H 1:500 V 1:100



LONGITUDINAL SECTION ALONG ROAD 2

SCALE H 1:500 V 1:100

PRELIMINARY - NOT FOR CONSTRUCTION

DO NOT SCALE FROM DRAWINGS. CHECK & VERIFY ALL DIMENSIONS & LEVELS BEFORE COMMENCEMENT OF ANY WORK.

THIS DRAWING IS NOT TO BE COPIED IN PART OR WHOLE WITHOUT WRITTEN PERMISSION FROM WARREN SMITH AND PARTNERS.

NORTH

SCALE 1:1500 AT SHEET

REVISION	AMENDMENT	DATE
01	ISSUE FOR DEVELOPMENT APPLICATION	05/03/18
02	RE-ISSUE FOR DEVELOPMENT APPLICATION	09/03/18

REVISION	AMENDMENT	DATE

CLIENT

Catholic Cemeteries & Crematoria  
Care, Compassion, Choice

PROJECT

**WALLACIA GOLF COURSE**

Warren Smith & Partners Pty Ltd  
1st Floor, 123 Clarence Street, Sydney 2000 NSW Australia  
T 02 9298 1312 F 02 9290 1295 wsp@warrensmith.com.au  
www.warrensmith.com.au ABN 36 300 430 126

CONSULTING ENGINEERS

- Hydraulic Services
- Fire Protection
- Civil Engineering
- Sydney Water Accredited Water Servicing Co-ordinator
- Design Project Management - Building Plan Approvals

SERVING THE CONSTRUCTION INDUSTRY SINCE 1981.

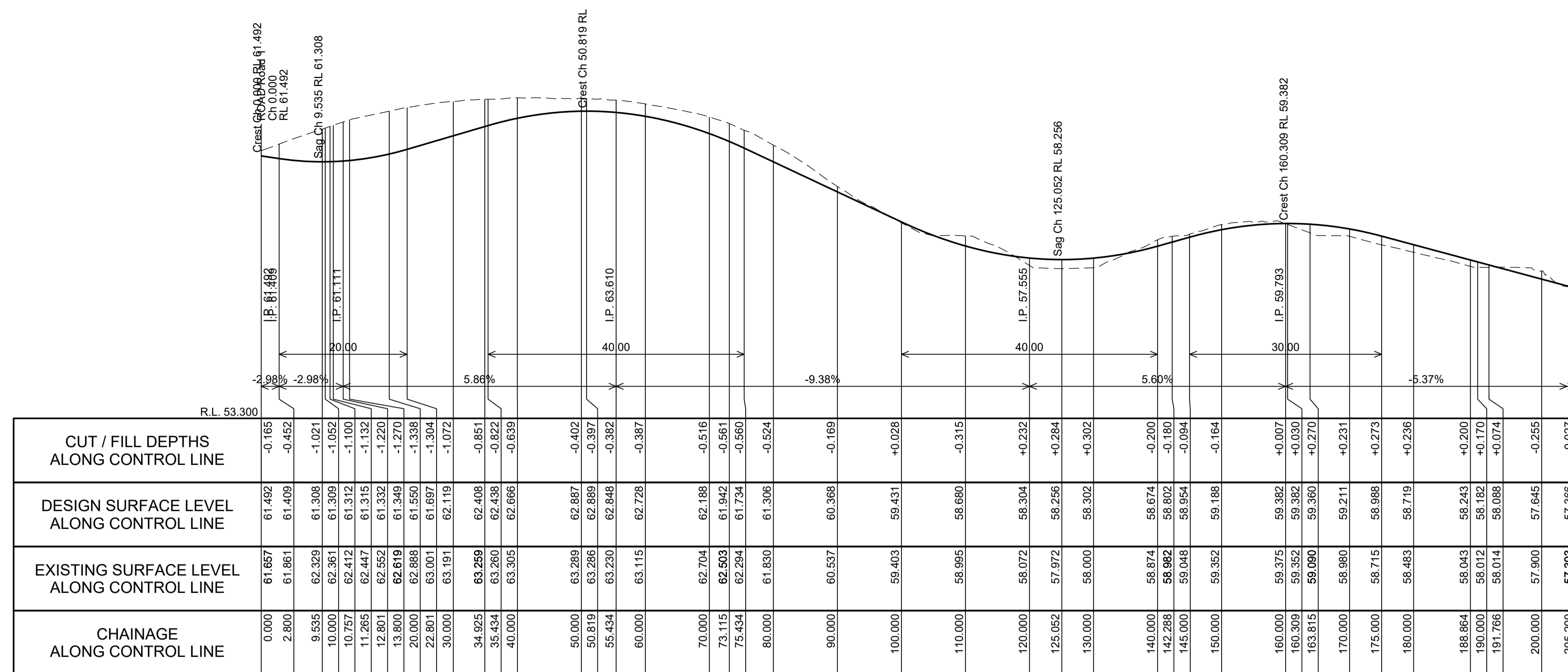
TITLE

**ROAD LONGITUDINAL SECTIONS SHEET 4 - ROADS 1 AND 2**

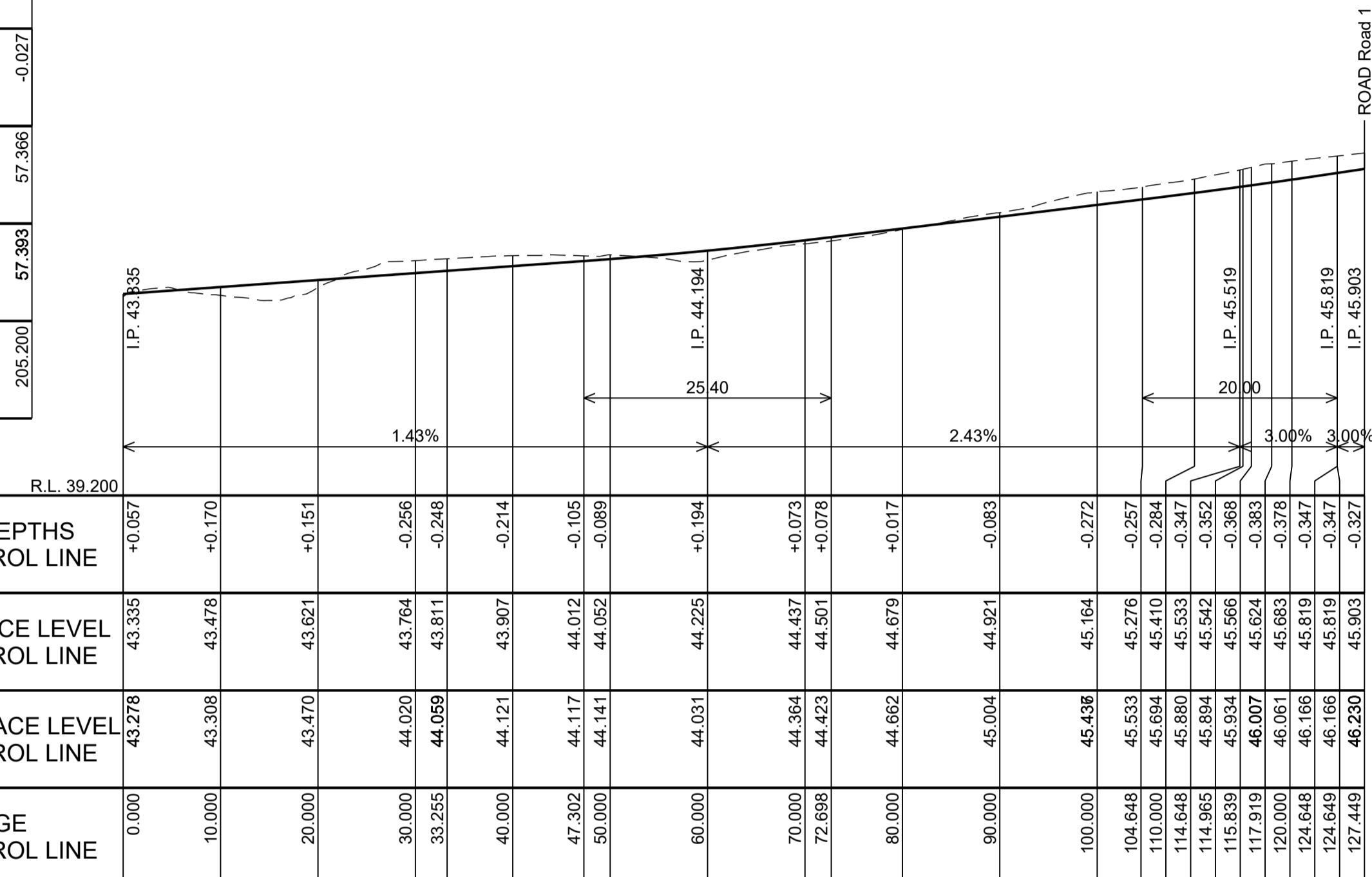
SCALE	DRAWN	DESIGNED	CHECKED	APPROVED
AS SHOWN	M.C.Z.	N.M.	N.M.	M.C.

JOB No. **5936000** DRAWING No. **C5.04** ISSUE **2**

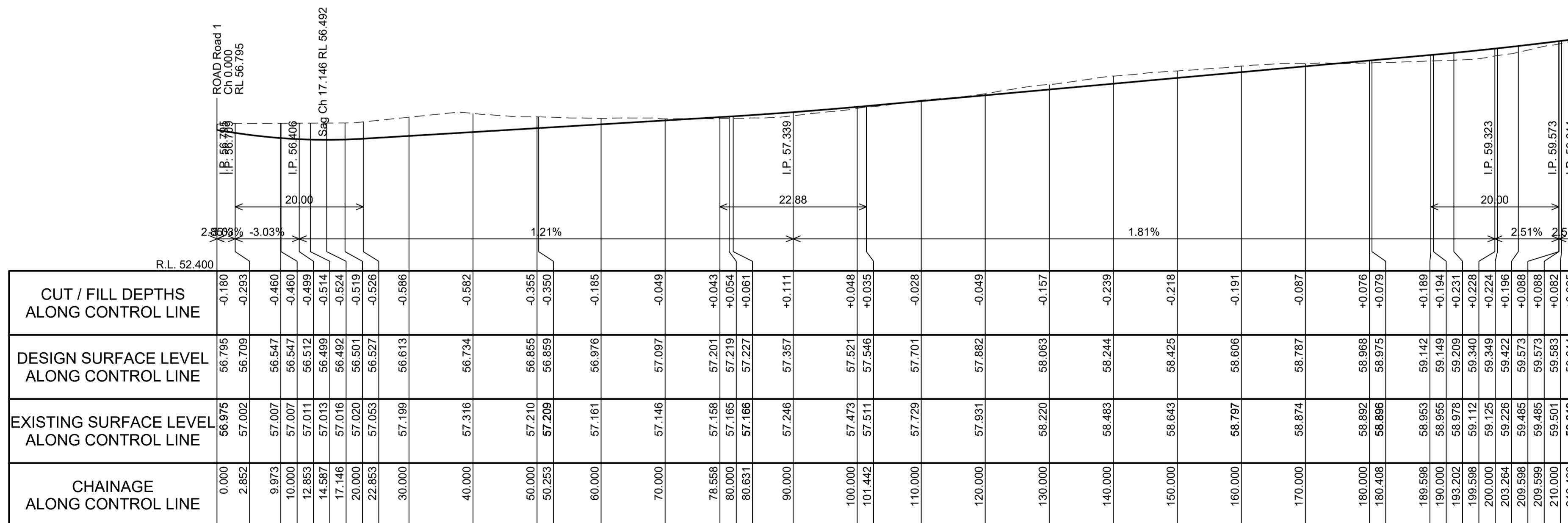
DATE **SEP 2017** STATUS **DEVELOPMENT APPLICATION**



LONGITUDINAL SECTION ALONG ROAD 3  
SCALE H 1:500 V 1:100

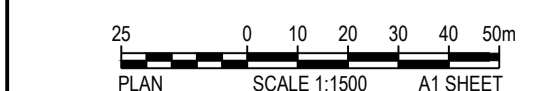



LONGITUDINAL SECTION ALONG ROAD 4  
SCALE H 1:500 V 1:100



LONGITUDINAL SECTION ALONG ROAD 5  
SCALE H 1:500 V 1:100

DO NOT SCALE FROM DRAWINGS. CHECK & VERIFY ALL DIMENSIONS & LEVELS BEFORE COMMENCEMENT OF ANY WORK.  
THIS DRAWING IS NOT TO BE COPIED IN PART OR WHOLE WITHOUT WRITTEN PERMISSION FROM WARREN SMITH AND PARTNERS.



REVISION	AMENDMENT	DATE	REVISION	AMENDMENT	DATE
01	ISSUE FOR DEVELOPMENT APPLICATION	05/03/18			
02	RE-ISSUE FOR DEVELOPMENT APPLICATION	09/03/18			

CLIENT	PROJECT
Catholic Cemeteries & Crematoria Care, Compassion, Choice	WALLACIA GOLF COURSE

Warren Smith & Partners Pty Ltd  
181 Foveaux, 123 Clarence Street, Sydney 2000 NSW Australia  
T 02 9298 1312 F 02 9290 1295 wsp@warrensmith.com.au  
www.warrensmith.com.au ABN 38 300 430 128

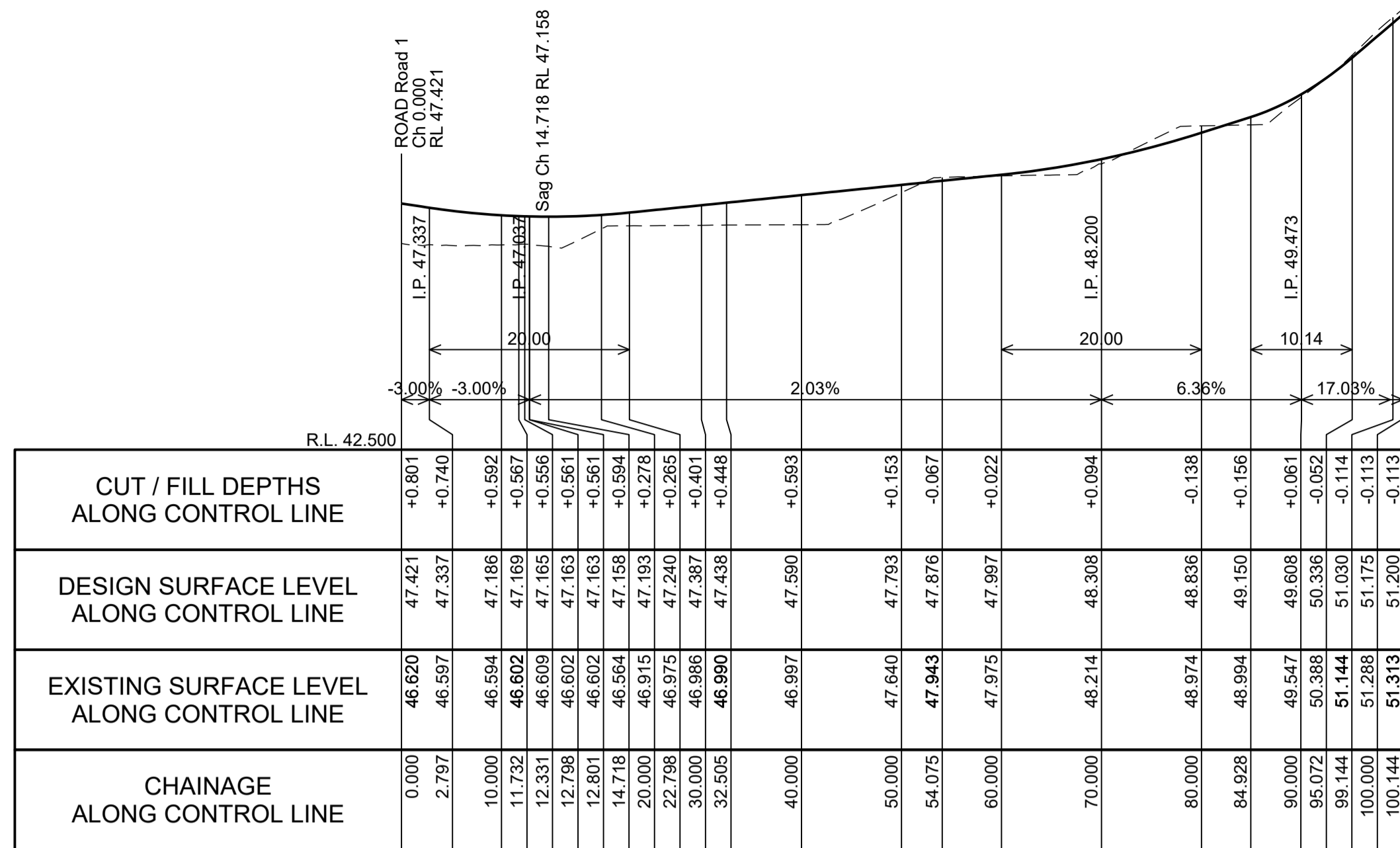
CONSULTING ENGINEERS  
 ■ Hydraulic Services ■ Fire Protection ■ Civil Engineering  
 ■ Sydney Water Accredited Water Servicing Co-ordinator  
 ■ Design Project Management - Building Plan Approvals

SERVING THE CONSTRUCTION INDUSTRY SINCE 1981.

TITLE  
**ROAD LONGITUDINAL SECTIONS SHEET 5 - ROADS 3 AND 5**

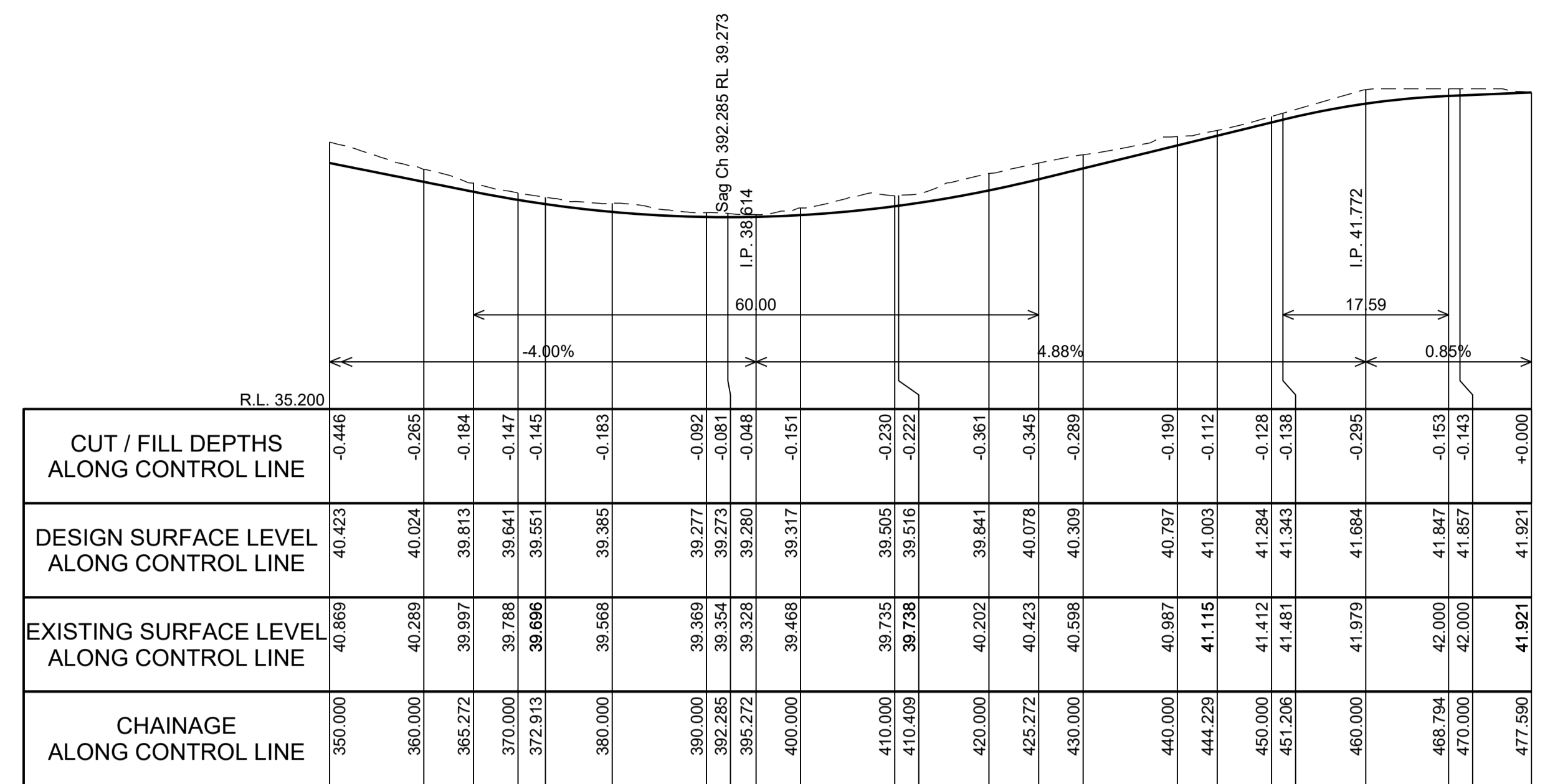
SCALE AS SHOWN	DRAWN M.C.Z.	DESIGNED N.M.	CHECKED N.M.	APPROVED M.C.
JOB No. 5936000	DRAWING No. C5.05	ISSUE 2		
DATE SEP 2017	STATUS DEVELOPMENT APPLICATION			

PRELIMINARY - NOT FOR CONSTRUCTION



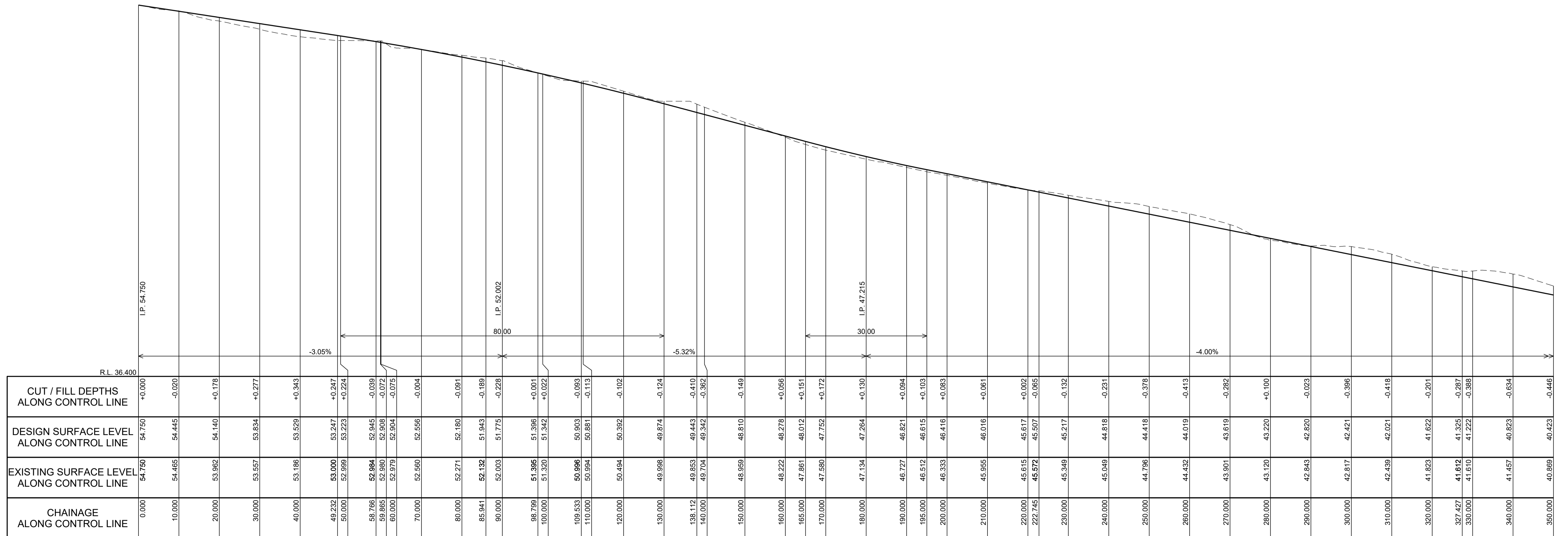
LONGITUDINAL SECTION ALONG ROAD 6

SCALE H 1:500 V 1:100



LONGITUDINAL SECTION ALONG ROAD 7

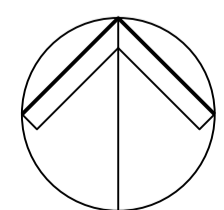
SCALE H 1:500 V 1:100



LONGITUDINAL SECTION ALONG ROAD 7

SCALE H 1:500 V 1:100

DO NOT SCALE FROM DRAWINGS. CHECK & VERIFY ALL DIMENSIONS & LEVELS BEFORE COMMENCEMENT OF ANY WORK.  
THIS DRAWING IS NOT TO BE COPIED IN PART OR WHOLE WITHOUT WRITTEN PERMISSION FROM WARREN SMITH AND PARTNERS.



NORTH



REVISION	AMENDMENT	DATE	REVISION	AMENDMENT	DATE
01	ISSUE FOR DEVELOPMENT APPLICATION	05/03/18			
02	RE-ISSUE FOR DEVELOPMENT APPLICATION	09/03/18			

CLIENT  
**Catholic Cemeteries & Crematoria**  
*Care, Compassion, Choice*

PROJECT  
**WALLACIA GOLF COURSE**

**Warren Smith & Partners**  
Warren Smith & Partners Pty Ltd  
181 Foveaux, 123 Clarence Street, Sydney 2000 NSW Australia  
T 02 9298 1312 F 02 9290 1295 wsp@warrensmith.com.au  
www.warrensmith.com.au ABN 38 300 430 126

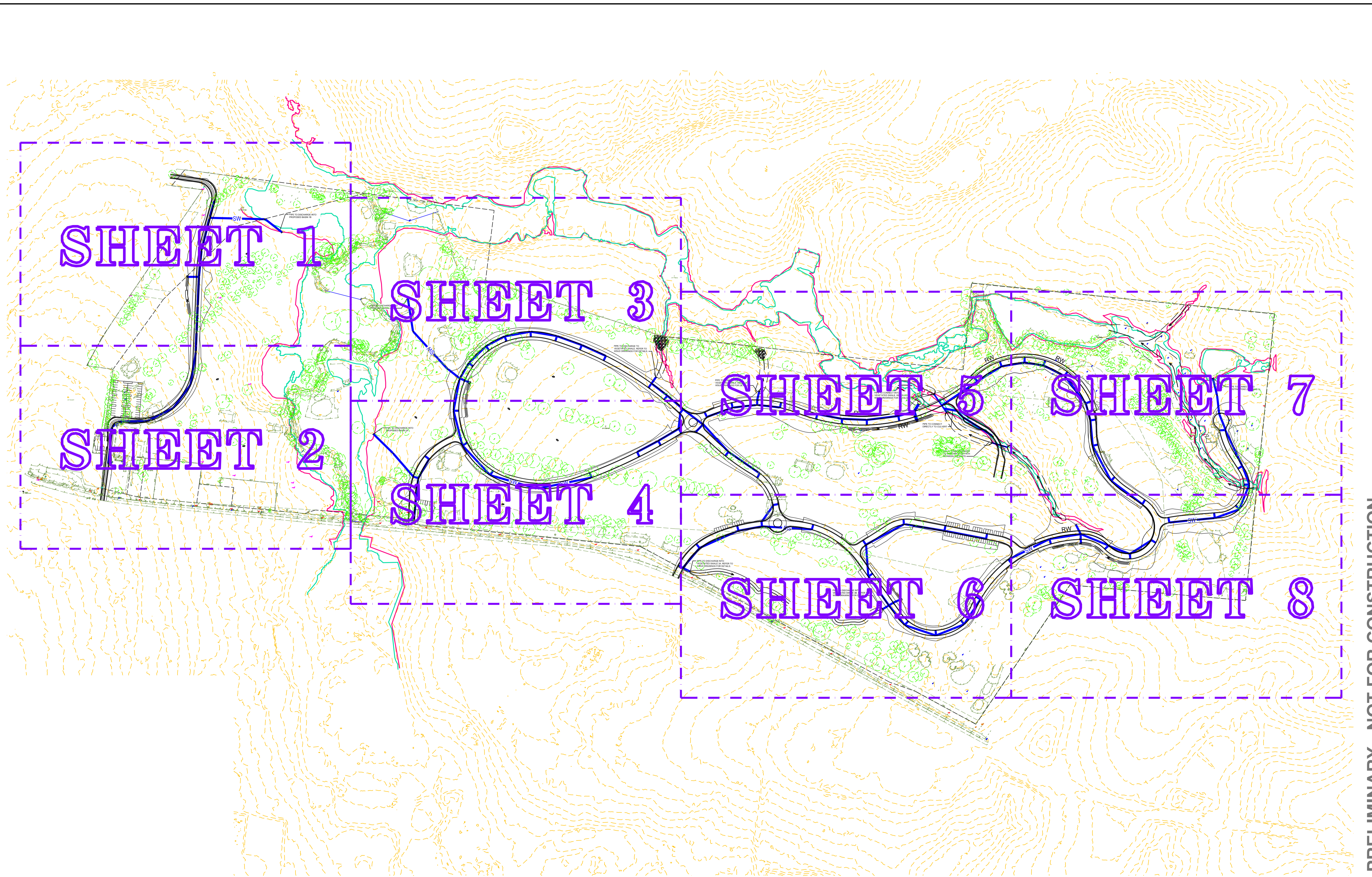
CONSULTING ENGINEERS  
 Hydraulic Services  
 Fire Protection  
 Civil Engineering  
 Sydney Water Accredited Water Servicing Co-ordinator  
 Design Project Management - Building Plan Approvals

SERVING THE CONSTRUCTION INDUSTRY SINCE 1981.

TITLE  
**ROAD LONGITUDINAL SECTIONS SHEET 6 - ROADS 6 AND 7**

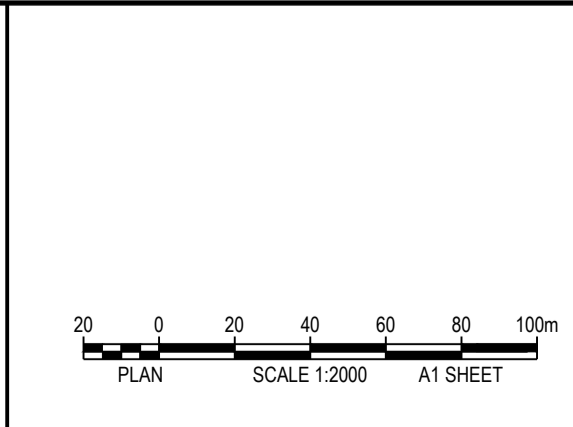
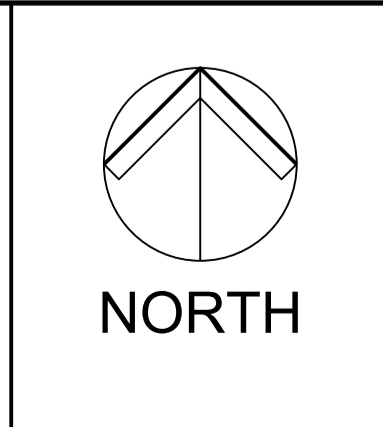
SCALE AS SHOWN	DRAWN M.C.Z.	DESIGNED N.M.	CHECKED N.M.	APPROVED M.C.
JOB No. <b>5936000</b>		DRAWING No. <b>C5.06</b>		ISSUE <b>2</b>
DATE SEP 2017		STATUS DEVELOPMENT APPLICATION		

PRELIMINARY - NOT FOR CONSTRUCTION



PRELIMINARY - NOT FOR CONSTRUCTION

DO NOT SCALE FROM DRAWINGS. CHECK & VERIFY ALL DIMENSIONS & LEVELS BEFORE COMMENCEMENT OF ANY WORK.  
THIS DRAWING IS NOT TO BE COPIED IN PART OR WHOLE WITHOUT WRITTEN PERMISSION FROM WARREN SMITH AND PARTNERS.



REVISION	AMENDMENT	DATE	REVISION	AMENDMENT	DATE
01	ISSUE FOR DEVELOPMENT APPLICATION	20/10/17			
02	RE-ISSUE FOR DEVELOPMENT APPLICATION	09/03/18			

REVISION	AMENDMENT	DATE	REVISION	AMENDMENT	DATE

CLIENT  
 Catholic Cemeteries & Crematoria  
*Care, Compassion, Choice*

PROJECT  
**WALLACIA GOLF COURSE**

**Warren Smith & Partners**  
 Consulting Engineers

Warren Smith & Partners Pty Ltd  
 1st Floor, 123 Clarence Street, Sydney 2000 NSW Australia  
 T 02 9298 1312 F 02 9290 1295 wsp@warrensmith.com.au  
 www.warrensmith.com.au ABN 36 300 430 126

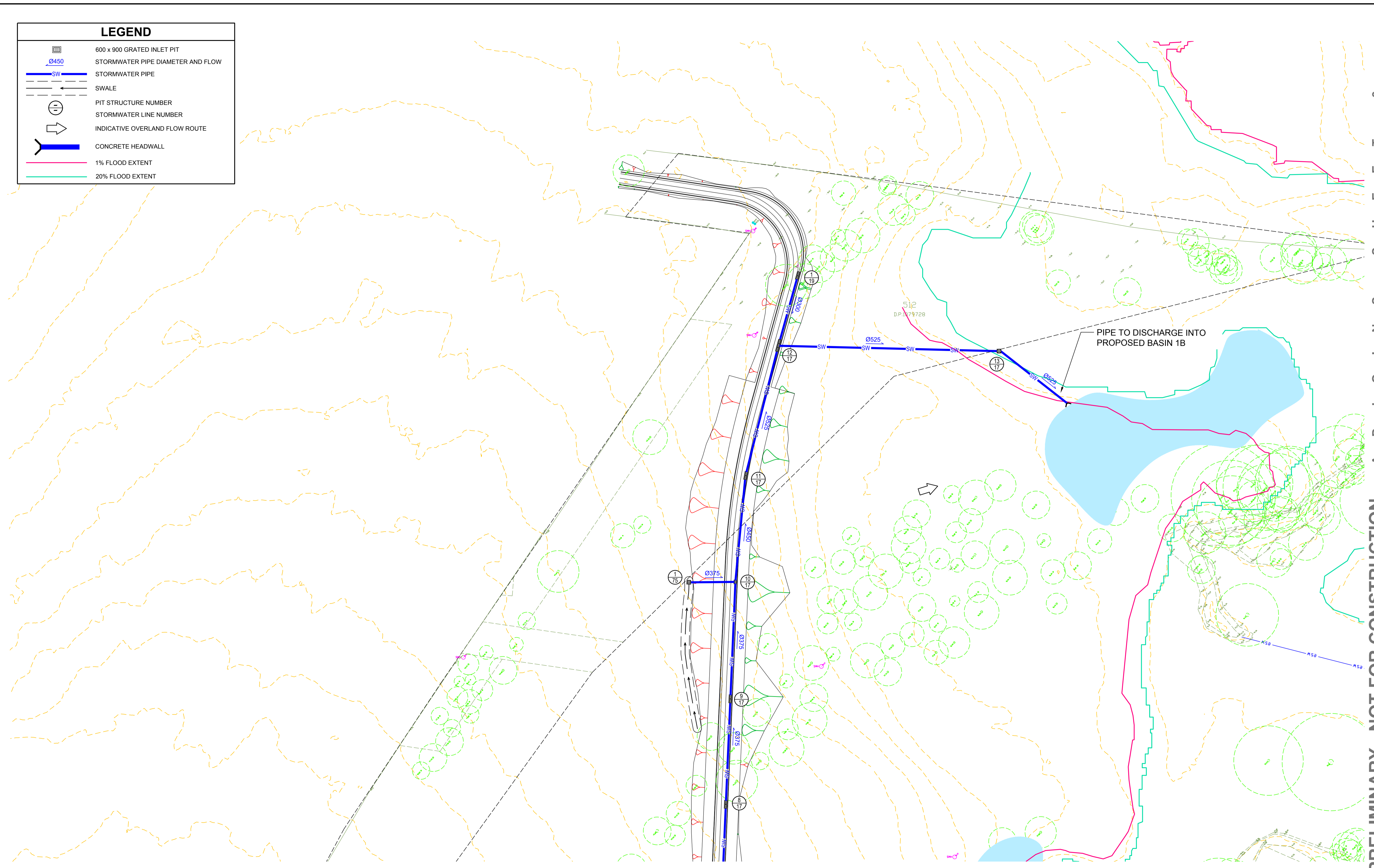
Hydraulic Services  
  Fire Protection  
  Civil Engineering  
 Sydney Water Accredited Water Servicing Co-ordinator  
 Design Project Management - Building Plan Approvals

SERVING THE CONSTRUCTION INDUSTRY SINCE 1981.

TITLE				
<b>STORMWATER KEY PLAN</b>				
SCALE	DRAWN	DESIGNED	CHECKED	APPROVED
AS SHOWN	M.C.Z.	N.M.	N.M.	M.C.
JOB No.	DRAWING No.		ISSUE	
5936000	C6.01		2	
DATE	STATUS			
SEP 2017	DEVELOPMENT APPLICATION			

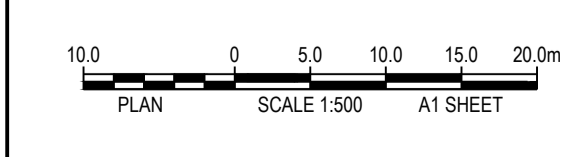
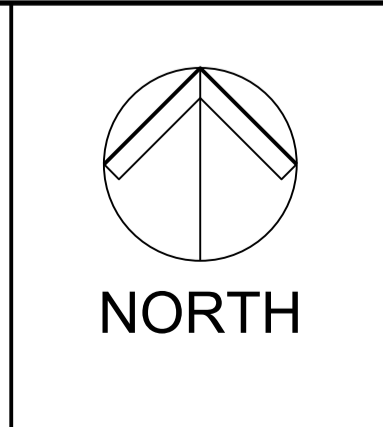
0 10 20 30 40 50 60 70 80 90 100 110 120 130 140 150

LEGEND	
	600 x 900 GRATED INLET PIT
	STORMWATER PIPE DIAMETER AND FLOW
	STORMWATER PIPE
	SWALE
	PIT STRUCTURE NUMBER
	STORMWATER LINE NUMBER
	INDICATIVE OVERLAND FLOW ROUTE
	CONCRETE HEADWALL
	1% FLOOD EXTENT
	20% FLOOD EXTENT



A D J O I N S S H E E T 2

DO NOT SCALE FROM DRAWINGS. CHECK & VERIFY ALL DIMENSIONS & LEVELS BEFORE COMMENCEMENT OF ANY WORK.  
THIS DRAWING IS NOT TO BE COPIED IN PART OR WHOLE WITHOUT WRITTEN PERMISSION FROM WARREN SMITH AND PARTNERS.



REVISION	AMENDMENT	DATE	REVISION	AMENDMENT	DATE
01	ISSUE FOR DEVELOPMENT APPLICATION	20/10/17			
02	RE-ISSUE FOR DEVELOPMENT APPLICATION	09/03/18			

CLIENT  
**Catholic Cemeteries & Crematoria**  
*Care, Compassion, Choice*

PROJECT  
**WALLACIA GOLF COURSE**

**Warren Smith & Partners**  
Warren Smith & Partners Pty Ltd  
1st Floor, 123 Clarence Street, Sydney 2000 NSW Australia  
T 02 9298 1312 F 02 9290 1295 wsp@warrensmith.com.au  
www.warrensmith.com.au ABN 38 300 430 128











**CONSULTING ENGINEERS**  
 ■ Hydraulic Services ■ Fire Protection ■ Civil Engineering  
 ■ Sydney Water Accredited Water Servicing Co-ordinator  
 - Design Project Management - Building Plan Approvals

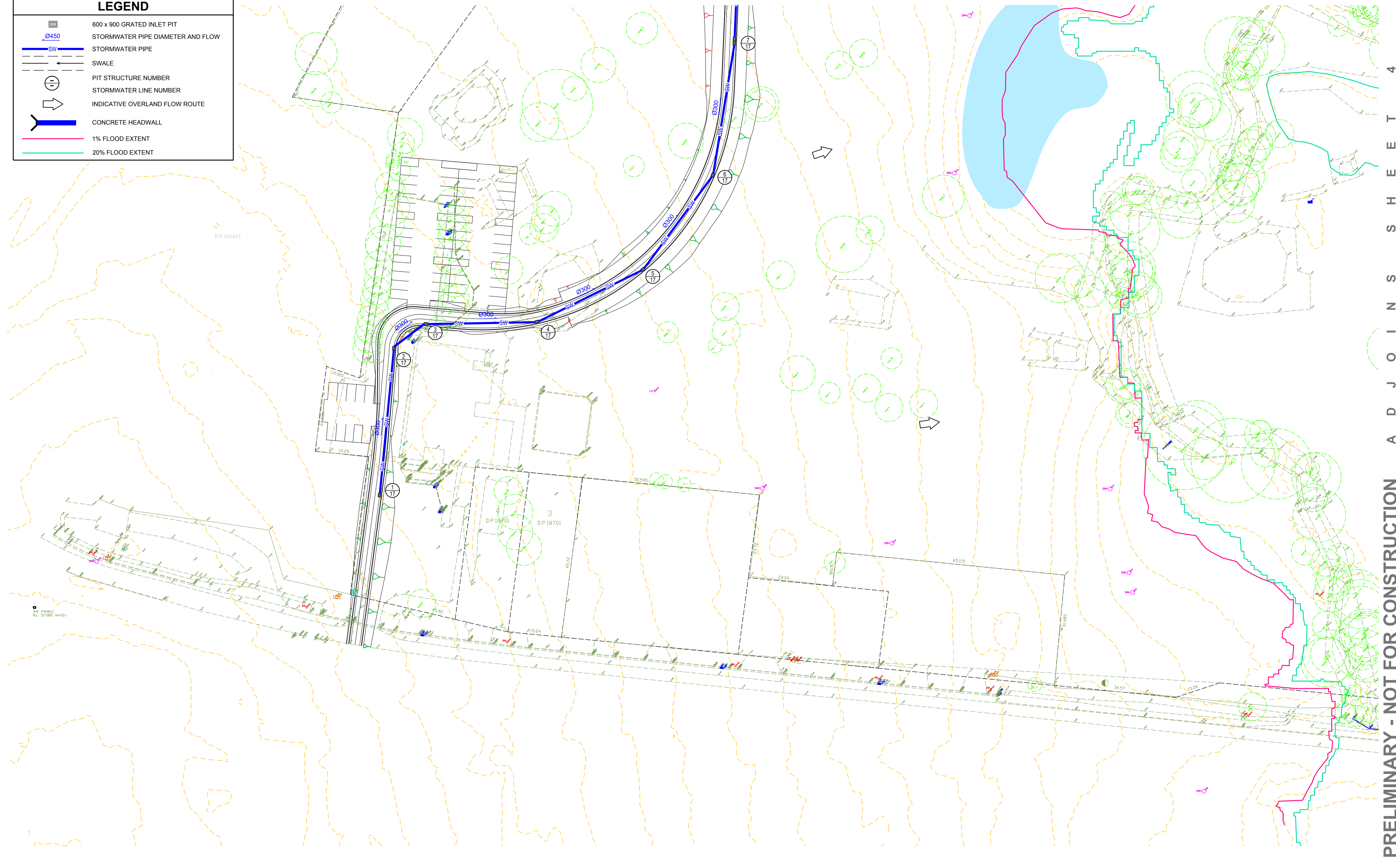
SERVING THE CONSTRUCTION INDUSTRY SINCE 1981.

TITLE				
<b>STORMWATER LAYOUT PLAN</b>				
<b>SHEET 1 OF 8</b>				
SCALE	DRAWN	DESIGNED	CHECKED	APPROVED
AS SHOWN	J.W.	J.W.	N.M.	M.C.
JOB No.	DRAWING No.		ISSUE	
<b>5936000</b>	<b>C6.02</b>		<b>2</b>	
DATE	STATUS			
SEP 2017	DEVELOPMENT APPLICATION			

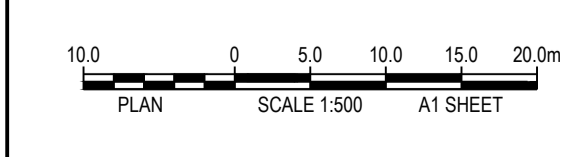
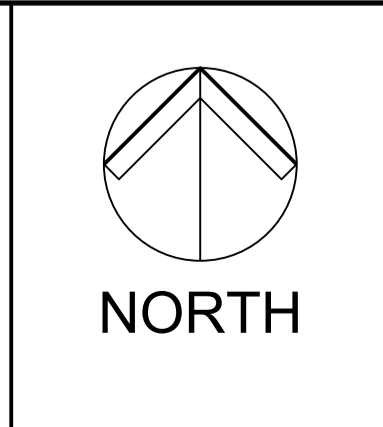
1:500 (PLAN) SCALE 1:500 AT SHEET  
 10 20 30 40 50 60 70 80 90 100 110 120 130 140 150  
 1:500 (PLAN) SCALE 1:500 AT SHEET  
 10 20 30 40 50 60 70 80 90 100 110 120 130 140 150

**LEGEND**


-  600 x 900 GRATED INLET PIT
-  STORMWATER PIPE DIAMETER AND FLOW
-  STORMWATER PIPE
-  SWALE
-  PIT STRUCTURE NUMBER
-  STORMWATER LINE NUMBER
-  INDICATIVE OVERLAND FLOW ROUTE
-  CONCRETE HEADWALL
-  1% FLOOD EXTENT
-  20% FLOOD EXTENT



DO NOT SCALE FROM DRAWINGS. CHECK & VERIFY ALL DIMENSIONS & LEVELS BEFORE COMMENCEMENT OF ANY WORK.  
THIS DRAWING IS NOT TO BE COPIED IN PART OR WHOLE WITHOUT WRITTEN PERMISSION FROM WARREN SMITH AND PARTNERS.



REVISION	AMENDMENT	DATE	REVISION	AMENDMENT	DATE
01	ISSUE FOR DEVELOPMENT APPLICATION	20/10/17			
02	RE-ISSUE FOR DEVELOPMENT APPLICATION	09/03/18			

CLIENT  
  
Catholic Cemeteries & Crematoria  
*Care, Compassion, Choice*

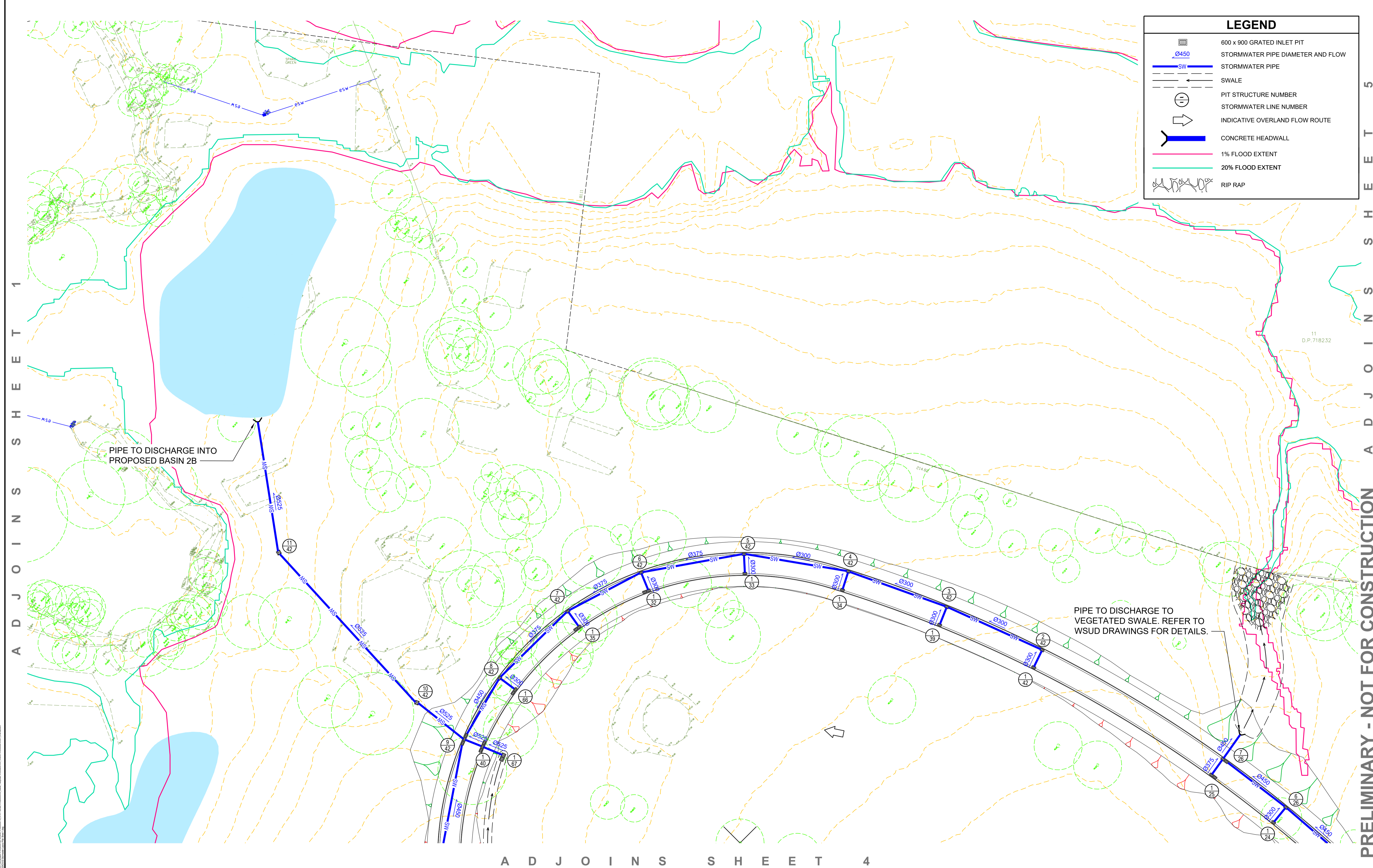
PROJECT  
**WALLACIA GOLF COURSE**

  
Warren Smith & Partners Pty Ltd  
1st Floor, 123 Clarence Street, Sydney 2000 NSW Australia  
T 02 9298 1312 F 02 9290 1295 wsp@warrensmith.com.au  
www.warrensmith.com.au ABN 38 300 430 128

CONSULTING ENGINEERS  
 ■ Hydraulic Services ■ Fire Protection ■ Civil Engineering  
 ■ Sydney Water Accredited Water Servicing Co-ordinator  
 ■ Design Project Management - Building Plan Approvals

SERVING THE CONSTRUCTION INDUSTRY SINCE 1981.

TITLE <b>STORMWATER LAYOUT PLAN</b>				
SHEET 2 OF 8				
SCALE AS SHOWN	DRAWN M.C.Z.	DESIGNED N.M.	CHECKED N.M.	APPROVED M.C.
JOB No. <b>5936000</b>	DRAWING No. <b>C6.03</b>	ISSUE <b>2</b>		
DATE SEP 2017	STATUS DEVELOPMENT APPLICATION			



LEGEND	
	600 x 900 GRATED INLET PIT
	STORMWATER PIPE DIAMETER AND FLOW
	STORMWATER PIPE
	SWALE
	PIT STRUCTURE NUMBER
	STORMWATER LINE NUMBER
	INDICATIVE OVERLAND FLOW ROUTE
	CONCRETE HEADWALL
	1% FLOOD EXTENT
	20% FLOOD EXTENT
	RIP RAP

A D J O I N S S H E E T 1

A D J O I N S S H E E T 5

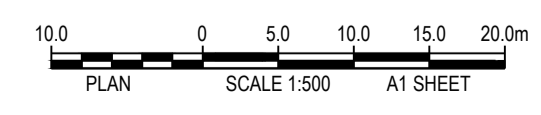

A D J O I N S S H E E T 4

PIPE TO DISCHARGE INTO PROPOSED BASIN 2B

PIPE TO DISCHARGE TO VEGETATED SWALE. REFER TO WSUD DRAWINGS FOR DETAILS.

PRELIMINARY - NOT FOR CONSTRUCTION

DO NOT SCALE FROM DRAWINGS. CHECK & VERIFY ALL DIMENSIONS & LEVELS BEFORE COMMENCEMENT OF ANY WORK.  
THIS DRAWING IS NOT TO BE COPIED IN PART OR WHOLE WITHOUT WRITTEN PERMISSION FROM WARREN SMITH AND PARTNERS.



REVISION	AMENDMENT	DATE	REVISION	AMENDMENT	DATE
01	ISSUE FOR DEVELOPMENT APPLICATION	20/10/17			
02	RE-ISSUE FOR DEVELOPMENT APPLICATION	09/03/18			

CLIENT  
 Catholic Cemeteries & Crematoria  
*Care, Compassion, Choice*

PROJECT  
**WALLACIA GOLF COURSE**

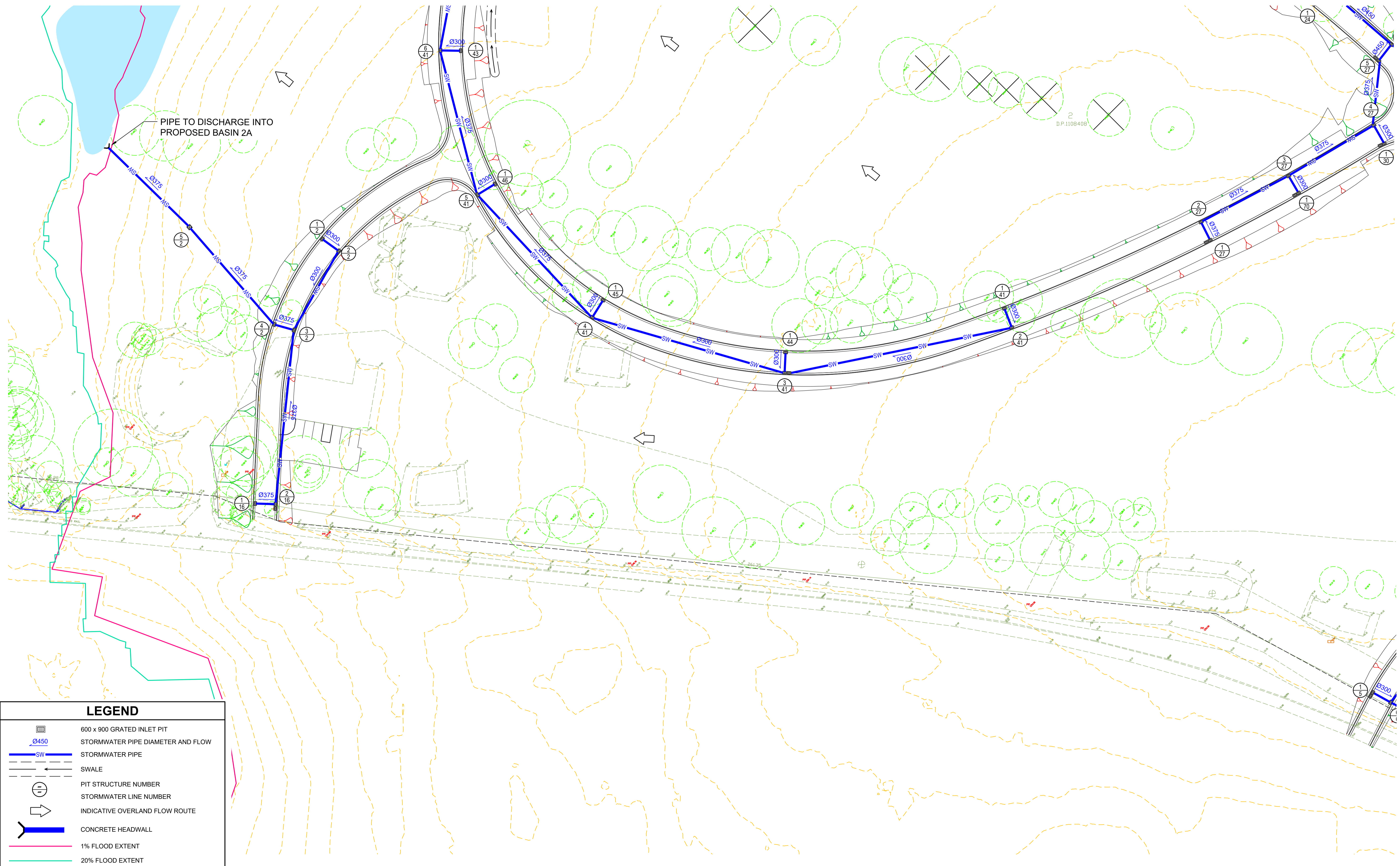
Warren Smith & Partners Pty Ltd  
1st Floor, 123 Clarence Street, Sydney 2000 NSW Australia  
T 02 9298 1312 F 02 9290 1295 wsp@warrensmith.com.au  
www.warrensmith.com.au ABN 36 300 430 126

CONSULTING ENGINEERS  
 Hydraulic Services Fire Protection Civil Engineering  
 Sydney Water Accredited Water Servicing Co-ordinator  
 Design Project Management - Building Plan Approvals

SERVING THE CONSTRUCTION INDUSTRY SINCE 1981.

TITLE				
<b>STORMWATER PIPE LAYOUT PLAN</b>				
<b>SHEET 3 OF 8</b>				
SCALE	DRAWN	DESIGNED	CHECKED	APPROVED
AS SHOWN	M.C.Z.	N.M.	N.M.	M.C.
JOB No.	DRAWING No.		ISSUE	
<b>5936000</b>	<b>C6.04</b>		<b>2</b>	
DATE	STATUS			
SEP 2017	DEVELOPMENT APPLICATION			

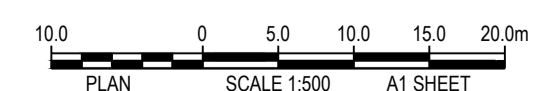





**LEGEND**

- 600 x 900 GRATED INLET PIT
- STORMWATER PIPE DIAMETER AND FLOW
- STORMWATER PIPE
- SWALE
- PIT STRUCTURE NUMBER
- STORMWATER LINE NUMBER
- INDICATIVE OVERLAND FLOW ROUTE
- CONCRETE HEADWALL
- 1% FLOOD EXTENT
- 20% FLOOD EXTENT

DO NOT SCALE FROM DRAWINGS. CHECK & VERIFY ALL DIMENSIONS & LEVELS BEFORE COMMENCEMENT OF ANY WORK.  
THIS DRAWING IS NOT TO BE COPIED IN PART OR WHOLE WITHOUT WRITTEN PERMISSION FROM WARREN SMITH AND PARTNERS.



REVISION	AMENDMENT	DATE	REVISION	AMENDMENT	DATE
01	ISSUE FOR DEVELOPMENT APPLICATION	20/10/17			
02	RE-ISSUE FOR DEVELOPMENT APPLICATION	09/03/18			

CLIENT  
 Catholic Cemeteries & Crematoria  
*Care, Compassion, Choice*

PROJECT  
**WALLACIA GOLF COURSE**

Warren Smith & Partners  
181 Floor, 123 Clarence Street, Sydney 2000 NSW Australia  
T 02 9298 1312 F 02 9290 1295 wsp@warrensmith.com.au  
www.warrensmith.com.au ABN 38 300 430 128












CONSULTING ENGINEERS  
 Hydraulic Services Fire Protection Civil Engineering  
 Sydney Water Accredited Water Servicing Co-ordinator  
 Design Project Management - Building Plan Approvals

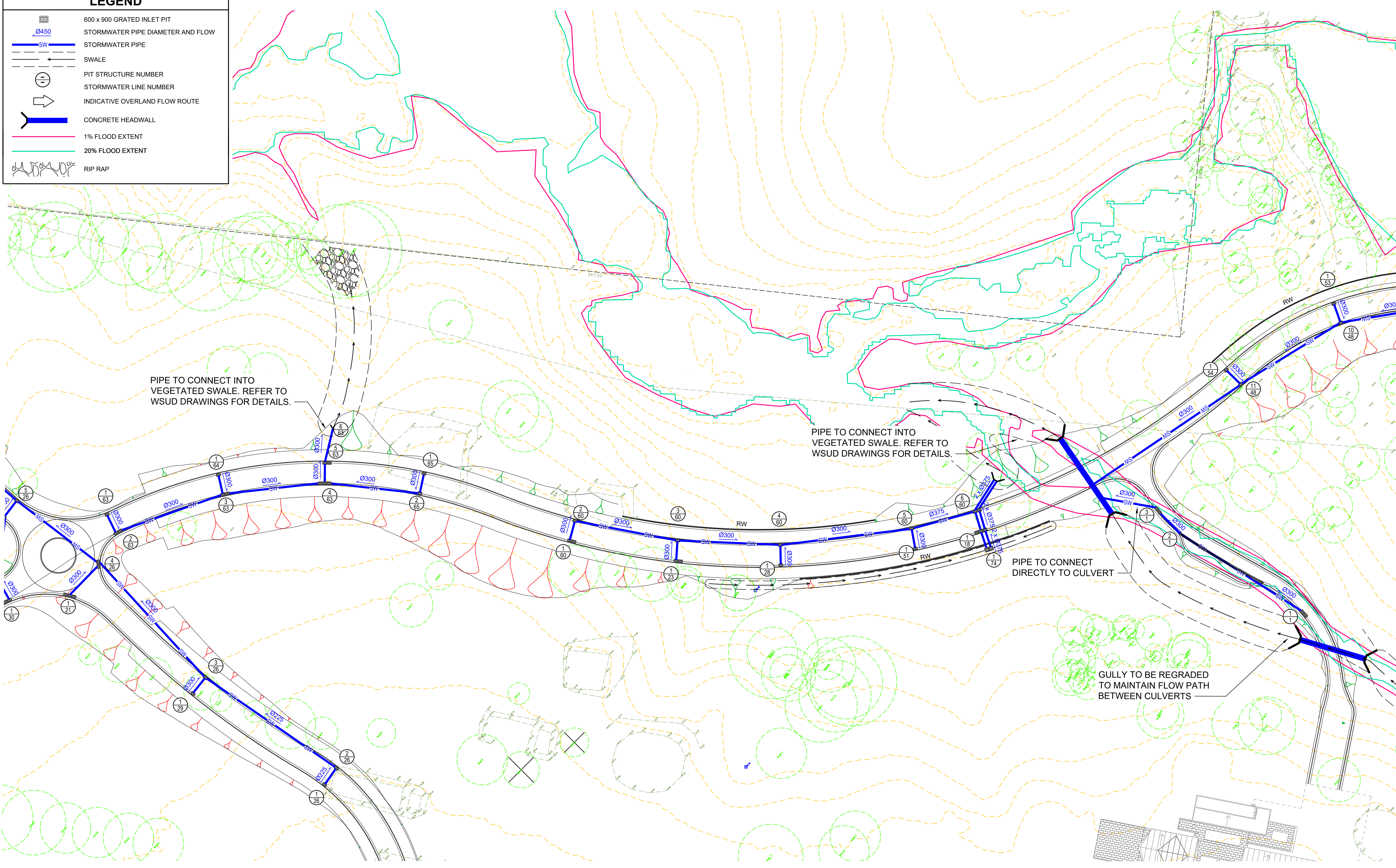
SERVING THE CONSTRUCTION INDUSTRY SINCE 1981.

TITLE  
**STORMWATER LAYOUT PLAN**  
**SHEET 4 OF 8**

SCALE AS SHOWN	DRAWN J.W.	DESIGNED J.W.	CHECKED N.M.	APPROVED M.C.
JOB No. <b>5936000</b>	DRAWING No. <b>C6.05</b>		ISSUE <b>2</b>	
DATE SEP 2017	STATUS DEVELOPMENT APPLICATION			

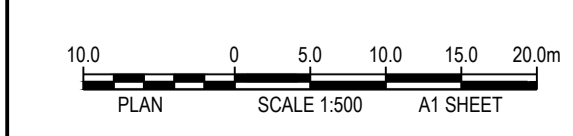

**LEGEND**

-  600 x 900 GRATED INLET PIT
-   $\varnothing 450$  STORMWATER PIPE DIAMETER AND FLOW
-  SW STORMWATER PIPE
-  SWALE
-  PIT STRUCTURE NUMBER
-  STORMWATER LINE NUMBER
-  INDICATIVE OVERLAND FLOW ROUTE
-  CONCRETE HEADWALL
-  1% FLOOD EXTENT
-  20% FLOOD EXTENT
-  RIP RAP



A D J O I N S S H E E T 6

DO NOT SCALE FROM DRAWINGS. CHECK & VERIFY ALL DIMENSIONS & LEVELS BEFORE COMMENCEMENT OF ANY WORK.  
THIS DRAWING IS NOT TO BE COPIED IN PART OR WHOLE WITHOUT WRITTEN PERMISSION FROM WARREN SMITH AND PARTNERS.



REVISION	AMENDMENT	DATE	REVISION	AMENDMENT	DATE
01	ISSUE FOR DEVELOPMENT APPLICATION	20/10/17			
02	RE-ISSUE FOR DEVELOPMENT APPLICATION	09/03/18			

CLIENT  Catholic Cemeteries & Crematoria  
Care, Compassion, Choice

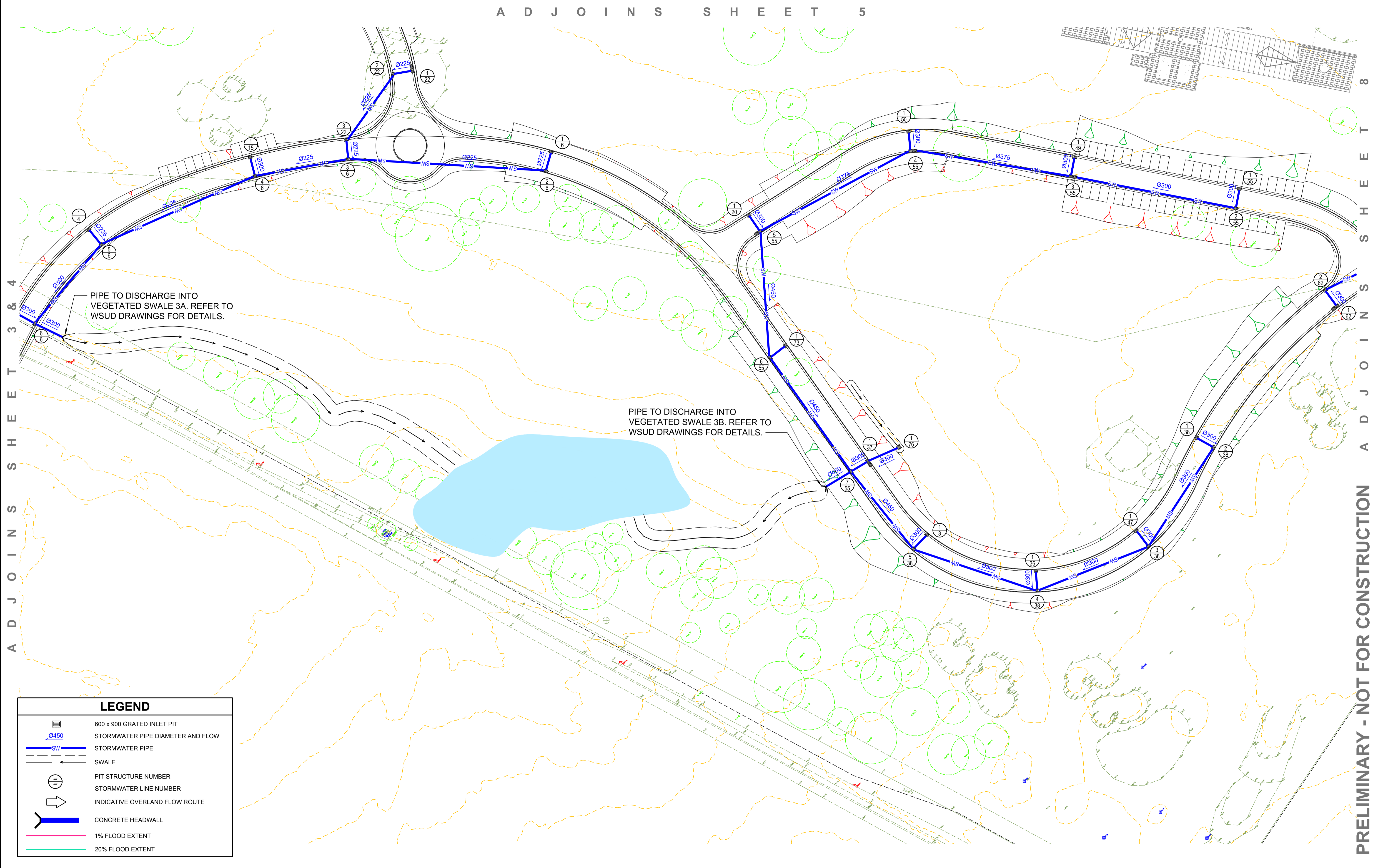
PROJECT **WALLACIA GOLF COURSE**

 Warren Smith & Partners  
181 Floor, 123 Clarence Street, Sydney 2000 NSW Australia  
T 02 9299 1312 F 02 9290 1295 wsp@warrensmith.com.au  
www.warrensmith.com.au ABN 36 300 430 126

CONSULTING SERVICES  
 ■ Hydraulic Services ■ Fire Protection ■ Civil Engineering  
 ■ Sydney Water Accredited Water Servicing Co-ordinator  
 ■ Design Project Management - Building Plan Approvals

SERVING THE CONSTRUCTION INDUSTRY SINCE 1981.

TITLE <b>STORMWATER LAYOUT PLAN</b>				
SHEET <b>5 OF 8</b>				
SCALE AS SHOWN	DRAWN M.C.Z.	DESIGNED N.M.	CHECKED N.M.	APPROVED M.C.
JOB No. <b>5936000</b>	DRAWING No. <b>C6.06</b>	ISSUE <b>2</b>		
DATE <b>SEP 2017</b>	STATUS <b>DEVELOPMENT APPLICATION</b>			



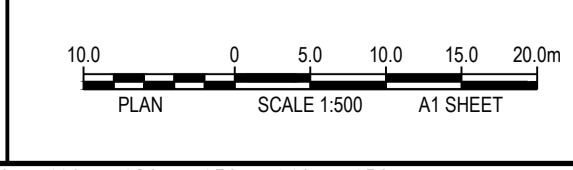
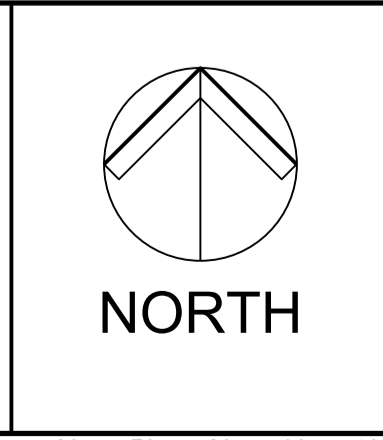
A D J O I N S S H E E T 3 & 4

S H E E T 8  
A D J O I N S  
P R E L I M I N A R Y - N O T F O R C O N S T R U C T I O N

**LEGEND**

- 600 x 900 GRATED INLET PIT
- STORMWATER PIPE DIAMETER AND FLOW
- STORMWATER PIPE
- SWALE
- PIT STRUCTURE NUMBER
- STORMWATER LINE NUMBER
- INDICATIVE OVERLAND FLOW ROUTE
- CONCRETE HEADWALL
- 1% FLOOD EXTENT
- 20% FLOOD EXTENT

DO NOT SCALE FROM DRAWINGS. CHECK & VERIFY ALL DIMENSIONS & LEVELS BEFORE COMMENCEMENT OF ANY WORK.  
THIS DRAWING IS NOT TO BE COPIED IN PART OR WHOLE WITHOUT WRITTEN PERMISSION FROM WARREN SMITH AND PARTNERS.



REVISION	AMENDMENT	DATE	REVISION	AMENDMENT	DATE
01	ISSUE FOR DEVELOPMENT APPLICATION	20/10/17			
02	RE-ISSUE FOR DEVELOPMENT APPLICATION	09/03/18			

CLIENT  
 Catholic Cemeteries & Crematoria  
*Care, Compassion, Choice*

PROJECT  
**WALLACIA GOLF COURSE**

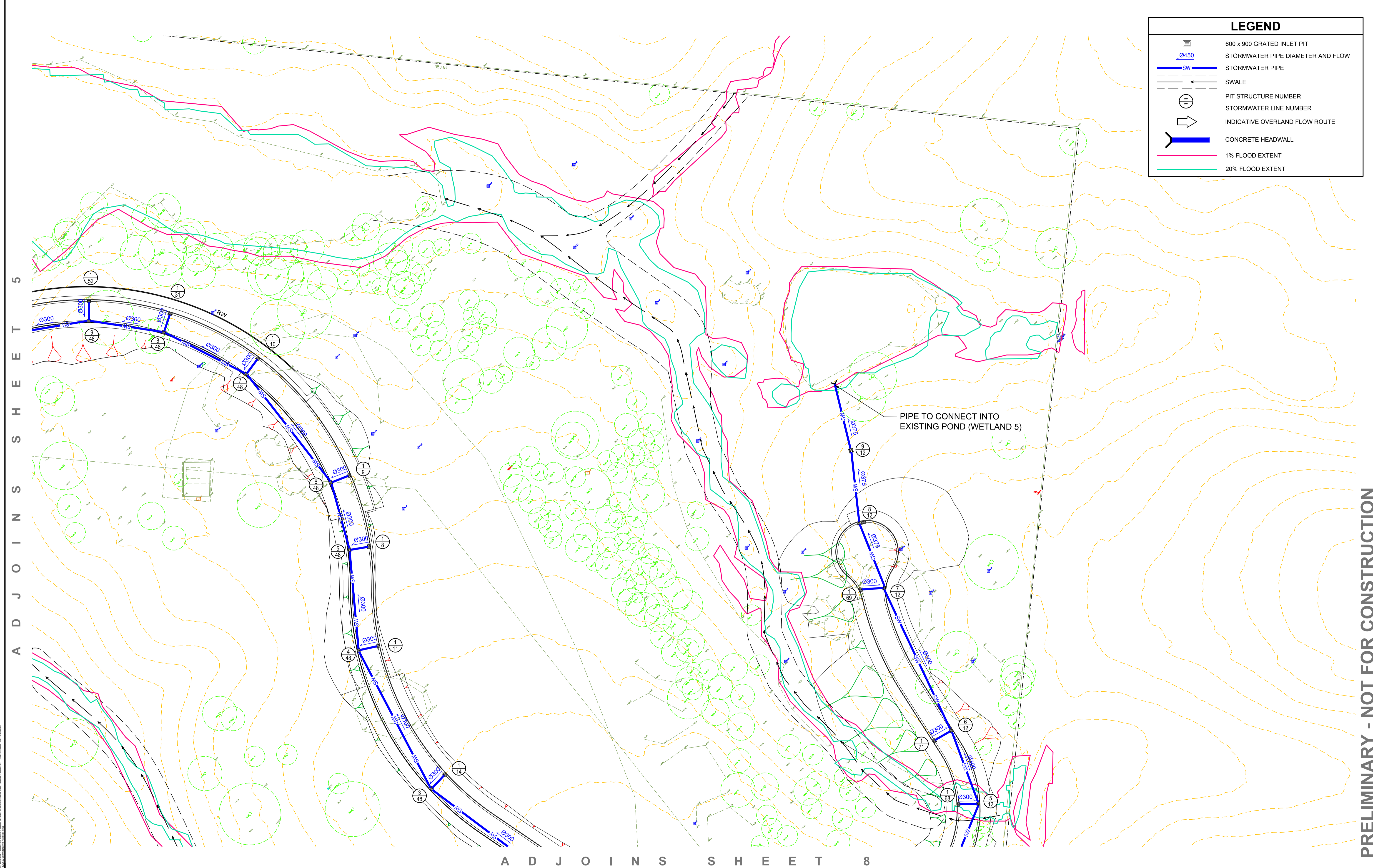
Warren Smith & Partners  
1st Floor, 123 Clarence Street, Sydney 2000 NSW Australia  
T 02 9298 1312 F 02 9290 1295 wsp@warrensmith.com.au  
www.warrensmith.com.au ABN 38 300 430 126

CONSULTING ENGINEERS  
 Hydraulic Services  
 Fire Protection  
 Civil Engineering  
 Sydney Water Accredited Water Servicing Co-ordinator  
 Design Project Management - Building Plan Approvals

SERVING THE CONSTRUCTION INDUSTRY SINCE 1981.

TITLE  
**STORMWATER LAYOUT PLAN**  
**SHEET 6 OF 8**

SCALE AS SHOWN	DRAWN J.W.	DESIGNED J.W.	CHECKED N.M.	APPROVED M.C.
JOB No. <b>5936000</b>	DRAWING No. <b>C6.07</b>		ISSUE <b>2</b>	
DATE SEP 2017	STATUS DEVELOPMENT APPLICATION			



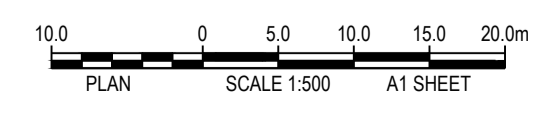

LEGEND	
	600 x 900 GRATED INLET PIT
	STORMWATER PIPE DIAMETER AND FLOW
	STORMWATER PIPE
	SWALE
	PIT STRUCTURE NUMBER
	STORMWATER LINE NUMBER
	INDICATIVE OVERLAND FLOW ROUTE
	CONCRETE HEADWALL
	1% FLOOD EXTENT
	20% FLOOD EXTENT

A D J O I N S S H E E T 5

A D J O I N S S H E E T 8

PRELIMINARY - NOT FOR CONSTRUCTION

DO NOT SCALE FROM DRAWINGS. CHECK & VERIFY ALL DIMENSIONS & LEVELS BEFORE COMMENCEMENT OF ANY WORK.  
THIS DRAWING IS NOT TO BE COPIED IN PART OR WHOLE WITHOUT WRITTEN PERMISSION FROM WARREN SMITH AND PARTNERS.



REVISION	AMENDMENT	DATE	REVISION	AMENDMENT	DATE
01	ISSUE FOR DEVELOPMENT APPLICATION	20/10/17			
02	RE-ISSUE FOR DEVELOPMENT APPLICATION	09/03/18			

CLIENT  
**Catholic Cemeteries & Crematoria**  
*Care, Compassion, Choice*

PROJECT  
**WALLACIA GOLF COURSE**




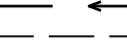


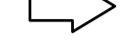



**Warren Smith & Partners**  
 1st Floor, 123 Clarence Street, Sydney 2000 NSW Australia  
 T 02 9298 1312 F 02 9290 1295 wsp@warrensmith.com.au  
 www.warrensmith.com.au ABN 36 300 430 126

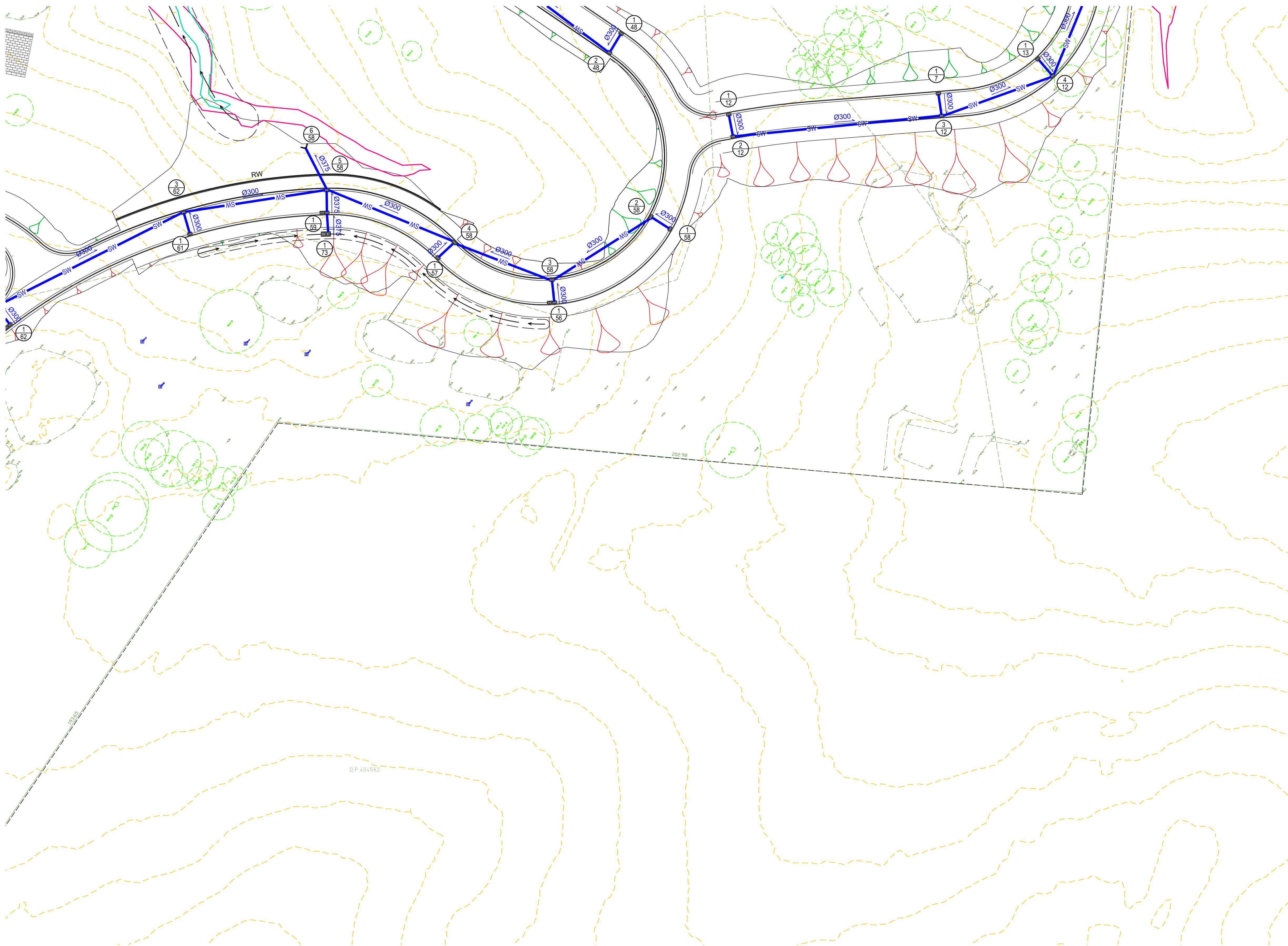
**CONSULTING ENGINEERS**  
 ■ Hydraulic Services ■ Fire Protection ■ Civil Engineering  
 ■ Sydney Water Accredited Water Servicing Co-ordinator  
 ■ Design Project Management - Building Plan Approvals

SERVING THE CONSTRUCTION INDUSTRY SINCE 1981.

TITLE				
<b>STORMWATER LAYOUT PLAN</b>				
<b>SHEET 7 OF 8</b>				
SCALE	DRAWN	DESIGNED	CHECKED	APPROVED
AS SHOWN	M.C.Z.	N.M.	N.M.	M.C.
JOB No.	DRAWING No.		ISSUE	
<b>5936000</b>	<b>C6.08</b>		<b>2</b>	
DATE	STATUS			
SEP 2017	DEVELOPMENT APPLICATION			

**LEGEND**

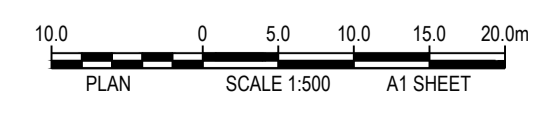

-  600 x 900 GRATED INLET PIT
-  STORMWATER PIPE DIAMETER AND FLOW
-  STORMWATER PIPE
-  SWALE
-  PIT STRUCTURE NUMBER
-  STORMWATER LINE NUMBER
-  INDICATIVE OVERLAND FLOW ROUTE
-  CONCRETE HEADWALL
-  1% FLOOD EXTENT
-  20% FLOOD EXTENT



A D J O I N S S H E E T 6

PRELIMINARY - NOT FOR CONSTRUCTION

DO NOT SCALE FROM DRAWINGS. CHECK & VERIFY ALL DIMENSIONS & LEVELS BEFORE COMMENCEMENT OF ANY WORK.  
THIS DRAWING IS NOT TO BE COPIED IN PART OR WHOLE WITHOUT WRITTEN PERMISSION FROM WARREN SMITH AND PARTNERS.



REVISION	AMENDMENT	DATE	REVISION	AMENDMENT	DATE
01	ISSUE FOR DEVELOPMENT APPLICATION	20/10/17			
02	RE-ISSUE FOR DEVELOPMENT APPLICATION	09/03/18			

CLIENT  
**Catholic Cemeteries & Crematoria**  
*Care, Compassion, Choice*

PROJECT  
**WALLACIA GOLF COURSE**

**Warren Smith & Partners**

Warren Smith & Partners Pty Ltd  
1st Floor, 123 Clarence Street, Sydney 2000 NSW Australia  
T 02 9298 1312 F 02 9290 1295 wsp@warrensmith.com.au  
www.warrensmith.com.au ABN 38 300 430 128

CONSULTING ENGINEERS  
 ■ Hydraulic Services ■ Fire Protection ■ Civil Engineering  
 ■ Sydney Water Accredited Water Servicing Co-ordinator  
 ■ Design Project Management - Building Plan Approvals

SERVING THE CONSTRUCTION INDUSTRY SINCE 1981.

TITLE <b>STORMWATER LAYOUT PLAN</b>				
SHEET 8 OF 8				
SCALE AS SHOWN	DRAWN M.C.Z.	DESIGNED N.M.	CHECKED N.M.	APPROVED M.C.
JOB No. <b>5936000</b>	DRAWING No. <b>C6.09</b>		ISSUE <b>2</b>	
DATE SEP 2017	STATUS DEVELOPMENT APPLICATION			




0 10 20 30 40 50 60 70 80 90 100 110 120 130 140 150





Name	Surface Elev. (m)	Pit Depth (m)	Pit Size and Type	From	To	Length (m)	U/S IL (m)	D/S IL (m)	Slope (%)	Pipe Type	Dia (mm)	No. Pipes
Pit 1/61	57.172	0.926	600 x 900 PIT, CLASS D GRATE	Pit 1/61	Pit 3/62	6.500	56.246	56.181	1.00	RCP	300	1
Pit 1/62	60.506	0.921	2 x 600x900 PIT, CLASS D GRATE	Pit 1/62	Pit 2/62	6.500	59.585	59.520	1.00	RCP	300	1
Pit 2/62	60.484	0.994	600 x 900 PIT, CLASS D GRATE	Pit 2/62	Pit 3/62	52.980	59.490	56.248	6.12	RCP	300	1
Pit 3/62	57.148	1.248	600 x 900 PIT, CLASS D GRATE	Pit 3/62	Pit 5/58	36.405	55.900	55.000	2.47	RCP	450	1
Pit 1/63	51.177	0.900	600 x 900 PIT, CLASS D GRATE	Pit 1/63	Pit 2/63	6.610	50.277	50.211	1.00	RCP	300	1
Pit 2/63	51.178	0.997	2 x 600x900 PIT, CLASS D GRATE	Pit 2/63	Pit 3/63	31.393	50.181	49.867	1.00	RCP	300	1
Pit 3/63	50.836	0.999	2 x 600x900 PIT, CLASS D GRATE	Pit 3/63	Pit 4/63	28.382	49.837	49.553	1.00	RCP	300	1
Pit 4/63	50.627	1.104	3 x 600x900 PIT, CLASS D GRATE	Pit 4/63	Pit 5/63	6.500	49.523	49.458	1.00	RCP	300	1
Pit 5/63	50.602	1.174	2 x 600x900 PIT, CLASS D GRATE	Pit 5/63	Headwall	9.822	49.428	49.290	1.41	RCP	300	1
Pit 1/64	50.866	0.930	600 x 900 PIT, CLASS D GRATE	Pit 1/64	Pit 3/63	6.500	49.936	49.871	1.00	RCP	300	1
Pit 1/65	50.877	0.900	600 x 900 PIT, CLASS D GRATE	Pit 1/65	Pit 2/65	6.500	49.977	49.912	1.00	RCP	300	1
Pit 2/65	50.902	1.020	600 x 900 PIT, CLASS D GRATE	Pit 2/65	Pit 4/63	26.303	49.882	49.619	1.00	RCP	300	1
Pit 1/66	43.677	0.930	2 x 600x900 PIT, CLASS D GRATE	Pit 1/66	Pit 8/42	6.495	42.747	42.682	1.00	RCP	300	1
Pit 1/67	43.300	1.290	2 x 900SQ PIT, CLASS C GRATE	Pit 1/67	Pit 1/40	5.866	42.010	41.951	1.01	RCP	525	1
Pit 1/68	58.143	0.910	600 x 900 PIT, CLASS D GRATE	Pit 1/68	Pit 5/12	6.499	57.233	57.168	1.00	RCP	300	1
Pit 1/69	57.798	0.900	600 x 900 PIT, CLASS D GRATE	Pit 1/69	Pit 7/12	7.663	56.898	56.821	1.00	RCP	300	1
Pit 1/70	51.966	0.900	2 x 600x900 PIT, CLASS D GRATE	Pit 1/70	Pit 3/27	6.500	51.066	51.001	1.00	RCP	300	1
Pit 1/71	58.916	0.900	600 x 900 PIT, CLASS D GRATE	Pit 1/71	Pit 6/12	6.504	58.016	57.951	1.00	RCP	300	1
Pit 1/72	56.382	0.900	600 x 900 PIT, CLASS D GRATE	Pit 1/72	Pit 6/55	5.115	55.482	55.431	1.00	RCP	300	1
Pit 1/73	56.307	1.155	2 x 900SQ PIT, CLASS C GRATE	Pit 1/73	Pit 1/59	4.604	55.152	55.106	1.00	RCP	375	1
Pit 1/74	45.600	0.975	2 x 900SQ PIT, CLASS C GRATE	Pit 1/74	Pit 1/18	4.670	44.625	44.578	1.01	RCP	375	2
Pit 1/75	42.610	1.940	900SQ PIT, CLASS C GRATE	Pit 1/75	Pit 9/17	12.665	40.670	40.543	1.00	RCP	375	1
Pit 1/76	56.761	2.031	900SQ PIT, CLASS C GRATE	Pit 1/76	Pit 1/37	9.200	54.730	54.638	1.00	RCP	300	1

PRELIMINARY - NOT FOR CONSTRUCTION

<p>DO NOT SCALE FROM DRAWINGS. CHECK &amp; VERIFY ALL DIMENSIONS &amp; LEVELS BEFORE COMMENCEMENT OF ANY WORK.</p> <p>THIS DRAWING IS NOT TO BE COPIED IN PART OR WHOLE WITHOUT WRITTEN PERMISSION FROM WARREN SMITH AND PARTNERS.</p>	<p>REVISION</p> <p>01</p> <p>ISSUE FOR DEVELOPMENT APPLICATION</p> <p>20/10/17</p>	<p>AMENDMENT</p> <p>RE-ISSUE FOR DEVELOPMENT APPLICATION</p> <p>09/03/18</p>	<p>DATE</p>	<p>REVISION</p>	<p>AMENDMENT</p>	<p>DATE</p>	<p>CLIENT</p> <p> Catholic Cemeteries &amp; Crematoria Care, Compassion, Choice</p>	<p>PROJECT</p> <p>WALLACIA GOLF COURSE</p>	<p> Warren Smith &amp; Partners Pty Ltd 1st Floor, 123 Clarence Street, Sydney 2000 NSW Australia T 02 9298 1312 F 02 9290 1295 wsp@warrensmith.com.au www.warrensmith.com.au ABN 38 300 430 128</p> <p>CONSULTING ENGINEERS  <ul style="list-style-type: none"> <li>■ Hydraulic Services</li> <li>■ Fire Protection</li> <li>■ Civil Engineering</li> <li>■ Sydney Water Accredited Water Servicing Co-ordinator</li> <li>- Design Project Management - Building Plan Approvals</li> </ul> </p> <p> SERVING THE CONSTRUCTION INDUSTRY SINCE 1981.</p>	<p>TITLE</p> <p><b>STORMWATER DRAINAGE SCHEDULE SHEET 3 OF 3</b></p>
										<p>SCALE</p> <p>AS SHOWN</p>
<p>JOB No.</p> <p><b>5936000</b></p>		<p>DRAWING No.</p> <p><b>C6.12</b></p>		<p>ISSUE</p> <p><b>2</b></p>		<p>DATE</p> <p>SEP 2017</p>		<p>STATUS</p> <p>DEVELOPMENT APPLICATION</p>		

10 20 30 40 50 60 70 80 90 100 110 120 130 140 150









Name	Surface Elev. (m)	Pit Depth (m)	Pit Size and Type	From	To	Length (m)	U/S IL (m)	D/S IL (m)	Slope (%)	Pipe Type	Dia (mm)	No. Pipes
Pit 1/61	57.172	0.926	600 x 900 PIT, CLASS D GRATE	Pit 1/61	Pit 3/62	6.500	56.246	56.181	1.00	RCP	300	1
Pit 1/62	60.506	0.921	2 x 600x900 PIT, CLASS D GRATE	Pit 1/62	Pit 2/62	6.500	59.585	59.520	1.00	RCP	300	1
Pit 2/62	60.484	0.994	600 x 900 PIT, CLASS D GRATE	Pit 2/62	Pit 3/62	52.980	59.490	56.248	6.12	RCP	300	1
Pit 3/62	57.148	1.248	600 x 900 PIT, CLASS D GRATE	Pit 3/62	Pit 5/58	36.405	55.900	55.000	2.47	RCP	450	1
Pit 1/63	51.177	0.900	600 x 900 PIT, CLASS D GRATE	Pit 1/63	Pit 2/63	6.610	50.277	50.211	1.00	RCP	300	1
Pit 2/63	51.178	0.997	2 x 600x900 PIT, CLASS D GRATE	Pit 2/63	Pit 3/63	31.393	50.181	49.867	1.00	RCP	300	1
Pit 3/63	50.836	0.999	2 x 600x900 PIT, CLASS D GRATE	Pit 3/63	Pit 4/63	28.382	49.837	49.553	1.00	RCP	300	1
Pit 4/63	50.627	1.104	3 x 600x900 PIT, CLASS D GRATE	Pit 4/63	Pit 5/63	6.500	49.523	49.458	1.00	RCP	300	1
Pit 5/63	50.602	1.174	2 x 600x900 PIT, CLASS D GRATE	Pit 5/63	Headwall	9.822	49.428	49.290	1.41	RCP	300	1
Pit 1/64	50.866	0.930	600 x 900 PIT, CLASS D GRATE	Pit 1/64	Pit 3/63	6.500	49.936	49.871	1.00	RCP	300	1
Pit 1/65	50.877	0.900	600 x 900 PIT, CLASS D GRATE	Pit 1/65	Pit 2/65	6.500	49.977	49.912	1.00	RCP	300	1
Pit 2/65	50.902	1.020	600 x 900 PIT, CLASS D GRATE	Pit 2/65	Pit 4/63	26.303	49.882	49.619	1.00	RCP	300	1
Pit 1/66	43.677	0.930	2 x 600x900 PIT, CLASS D GRATE	Pit 1/66	Pit 8/42	6.495	42.747	42.682	1.00	RCP	300	1
Pit 1/67	43.300	1.290	2 x 900SQ PIT, CLASS C GRATE	Pit 1/67	Pit 1/40	5.866	42.010	41.951	1.01	RCP	525	1
Pit 1/68	58.143	0.910	600 x 900 PIT, CLASS D GRATE	Pit 1/68	Pit 5/12	6.499	57.233	57.168	1.00	RCP	300	1
Pit 1/69	57.798	0.900	600 x 900 PIT, CLASS D GRATE	Pit 1/69	Pit 7/12	7.663	56.898	56.821	1.00	RCP	300	1
Pit 1/70	51.966	0.900	2 x 600x900 PIT, CLASS D GRATE	Pit 1/70	Pit 3/27	6.500	51.066	51.001	1.00	RCP	300	1
Pit 1/71	58.916	0.900	600 x 900 PIT, CLASS D GRATE	Pit 1/71	Pit 6/12	6.504	58.016	57.951	1.00	RCP	300	1
Pit 1/72	56.382	0.900	600 x 900 PIT, CLASS D GRATE	Pit 1/72	Pit 6/55	5.115	55.482	55.431	1.00	RCP	300	1
Pit 1/73	56.307	1.155	2 x 900SQ PIT, CLASS C GRATE	Pit 1/73	Pit 1/59	4.604	55.152	55.106	1.00	RCP	375	1
Pit 1/74	45.600	0.975	2 x 900SQ PIT, CLASS C GRATE	Pit 1/74	Pit 1/18	4.670	44.625	44.578	1.01	RCP	375	2
Pit 1/75	42.610	1.940	900SQ PIT, CLASS C GRATE	Pit 1/75	Pit 9/17	12.665	40.670	40.543	1.00	RCP	375	1
Pit 1/76	56.761	2.031	900SQ PIT, CLASS C GRATE	Pit 1/76	Pit 1/37	9.200	54.730	54.638	1.00	RCP	300	1

PRELIMINARY - NOT FOR CONSTRUCTION

<p>DO NOT SCALE FROM DRAWINGS. CHECK &amp; VERIFY ALL DIMENSIONS &amp; LEVELS BEFORE COMMENCEMENT OF ANY WORK.</p> <p>THIS DRAWING IS NOT TO BE COPIED IN PART OR WHOLE WITHOUT WRITTEN PERMISSION FROM WARREN SMITH AND PARTNERS.</p>			REVISION	AMENDMENT	DATE	REVISION	AMENDMENT	DATE	 <p>Catholic Cemeteries &amp; Crematoria Care, Compassion, Choice</p>	 <p>Warren Smith &amp; Partners Pty Ltd 1st Floor, 123 Clarence Street, Sydney 2000 NSW Australia T 02 9298 1312 F 02 9290 1295 wsp@warrensmith.com.au www.warrensmith.com.au ABN 38 300 430 128</p>	<p>TITLE <b>STORMWATER DRAINAGE SCHEDULE SHEET 3 OF 3</b></p>			
			01	ISSUE FOR DEVELOPMENT APPLICATION	20/10/17	02	RE-ISSUE FOR DEVELOPMENT APPLICATION	09/03/18						
<p>PROJECT <b>WALLACIA GOLF COURSE</b></p>									<p>CONSULTING ENGINEERS</p> <p>Hydraulic Services Fire Protection Civil Engineering</p> <p>Sydney Water Accredited Water Servicing Co-ordinator</p> <p>Design Project Management - Building Plan Approvals</p> <p>SERVING THE CONSTRUCTION INDUSTRY SINCE 1981.</p>					

0 10 20 30 40 50 60 70 80 90 100 110 120 130 140 150