

# GREEN KILLING MACHINES

The impact of renewable energy on wildlife and nature

Andrew Montford



# **GREEN KILLING MACHINES**

**The impact of renewable energy on wildlife and nature**

Andrew Montford

ISBN 978-1-9160700-2-8

© Copyright 2019 The Global Warming Policy Foundation



# Contents

About the author	vi
Executive summary	vii
1 Introduction	1
2 Meeting demand from renewables	1
3 Eco-disasters from eco-gestures	16
4 Playing with demand	17
5 Squaring the circle	19
6 Environmentalists plan the future	22
7 Conclusions	26

## **About the author**

Andrew Montford is deputy director of the Global Warming Policy Foundation.

## **Executive summary**

Renewable energy has developed itself a reputation as being environmentally friendly. This report will show that this reputation is entirely undeserved. Far from improving the world around us, wind, solar, biomass and even hydropower can be highly damaging. A renewables revolution on the scale envisaged by global warming activists will see our landscapes desecrated, our fields industrialised or turned to monocultures, and our wildlife slaughtered.

Far from making the world a better place, renewable energy will destroy all we hold dear. Is this really what environmentalism has come to mean?





# 1 Introduction

Worries about global warming have led to a plethora of policy initiatives, but above all to demands that energy production shift from fossil fuels to carbon-free energy sources, and in particular to renewables. However, progress has been slow. The reasons are numerous, and include nimbyism, planning difficulties, problems with integration into distribution grids, and the very high price of energy from most renewable sources. The percentage of world energy that is delivered by renewables therefore remains very low: windfarms, for example, do not even register 1% of energy output.<sup>1</sup>

However, world energy demand is expected to grow by between 10 and 34% in the period to 2060.<sup>2</sup> Electricity needs are expected to grow even faster, with urbanisation and technological advances leading to a doubling of demand over the same period. This being the case, governments are set on a considerable expansion of renewable capacity.

Renewables have a carefully nurtured 'green' image, yet few people can be unaware that they actually have a significant environmental impact. This report sets out to examine that impact, in particular in the UK, both now and at the end of several more decades of expansion. It then goes on to examine the response of those green groups whose *raison d'être* is supposed to be the protection of the environment.

## 2 Meeting demand from renewables

How much more renewables capacity might be needed in coming decades? The late Professor David Mackay examined how the UK's energy system might be decarbonised in the future, publishing his findings in a book entitled *Sustainable Energy – Without the Hot Air*.<sup>3</sup> Mackay, a Cambridge engineer and chief scientist at the UK government's Department of Energy and Climate Change, looked at several different energy futures. However, he did so only from an engineering point of view; the cost of the change – almost certainly mind-boggling – did not form part of his analysis. He also freely admitted that he was being wildly optimistic about what might be achieved. Nevertheless, his work is widely respected on all sides for its plain and honest approach to the problems of decarbonisation.

In the first part of his book, Mackay tries to determine just how much energy could theoretically be delivered by individual renewable technologies (finding that the total fell some way short of what might have been hoped for). In this paper, I use Mackay's analysis to show the effects such a 'maxing out' might have on the environment. In the second part of his book, Mackay looks at various ways of balancing energy supply and demand, using blends of renewable and other energy sources and dramatic changes to the nature of demand. Others have attempted similar analyses using Mackay's data, and different assumptions and technology mixes. Therefore, a second focus of this paper is to examine what some of these (allegedly) practical decarbonised energy systems might do to our surroundings.

### Wind

With windfarms having sprouted in large numbers across the UK, the public is familiar with the effect they have on landscapes. The impact is primarily from the turbines themselves, but also from having to clear forests to make space for the windfarms, building access roads and lastly, but by no means least, from the networks of electricity pylons that are required to connect the turbines to the electricity grid.<sup>4</sup> However, there is also a considerable, and detrimental environmental effect that goes largely unseen.







There are wildlife impacts, for example. The impact on bats is thought to be particularly serious, with turbines causing pressure waves that make their lungs implode. One recent study raised the possibility that whole populations of some bat species might be threatened.<sup>5</sup> Birds, and particularly raptors, may collide with turbines: direct collision might cause 20 avian fatalities per turbine per year although considerably higher numbers have been mooted. There is a further death toll from power lines, with rates estimated at up to 100 per km/yr, mostly through collision.<sup>6</sup> The Beaulay–Denny interconnector, which runs across the Highlands of Scotland to connect windfarms in the north with consumers in the south, might be expected to cause 11,000 avian fatalities each year.<sup>7</sup>

Other effects are thought to be likely, but are either not yet proven or will only be seen once there are more windfarms. For example, it has been shown that the noise from offshore windfarms can disturb marine mammals, but long-term detrimental impacts have not yet been demonstrated. Barrier and displacement effects on birds have been demonstrated though. One study found that gulls, white-tailed eagles, northern gannets and skuas are particularly sensitive to the presence of windfarms,<sup>8</sup> and a recent report suggested that more raptors are now being killed by windfarms than through persecution<sup>9</sup> (some species simply fly around them though<sup>10</sup>). Rogue gamekeepers who persecute raptors are pursued by bird NGOs with the full force of the law. Inexplicably, the same NGOs are all but blind to the destruction wrought by windfarm operators.

Another disastrous impact of wind turbines comes from their manufacture. They use extraordinary quantities of resources; an onshore turbine, for example, might need 1400 tonnes of concrete and 80 tonnes of steel in its foundations alone.<sup>11</sup> Production of neither of these commodities is traditionally viewed as ‘green’. For offshore turbines, the figures are considerably larger. 3000-tonne concrete bases are already being installed, and bases many times bigger being considered.<sup>12</sup> Floating wind turbines are no better: those in the recently opened Hywind pilot project off Peterhead have steel bases that are 91 m long and weigh nearly 3500 tonnes.<sup>13</sup>

The magnets used incorporate large quantities of neodymium. Most of the world production of this rare earth element comes from Inner Mongolia, where mineral extraction has had an appalling effect on the environment (the image overleaf shows a rare earth mine in Baotou, Inner Mongolia).

Mackay imagined covering the windiest 10% of the UK with turbines.<sup>14</sup> In keeping with the theme of his book, this is wildly ambitious, but would barely raise enough energy to cover the typical commute to work,<sup>15</sup> and certainly not enough to get home again. This is a very poor return for such a large area of land. However, the situation is even worse, because as a glance at Figure 1 shows, the windiest areas of the UK are the upland areas like the Cairngorms, the Pennines and the Welsh Mountains, and the west Coast of Scotland.

Most of these areas are likely to be off limits for windfarm development because of their environmental sensitivity, so delivering the paltry amounts of energy envisaged will require use of less windy areas and a correspondingly larger land area. And yes, we can reduce the environmental impact by going offshore, but even if we ignore the cost implications, think about the environmental impact. To cover just the energy requirements of daily commutes, we would need a 4-km wind band of turbines right round the UK in shallow waters, and another 9-km strip in deeper waters.<sup>16</sup> Hundreds of millions of tonnes of concrete or steel would be required.

It barely needs to be pointed out that the environmental impact of such changes would be devastating. Figure 2 reworks the UK windspeed map, highlighting the windiest 10% of





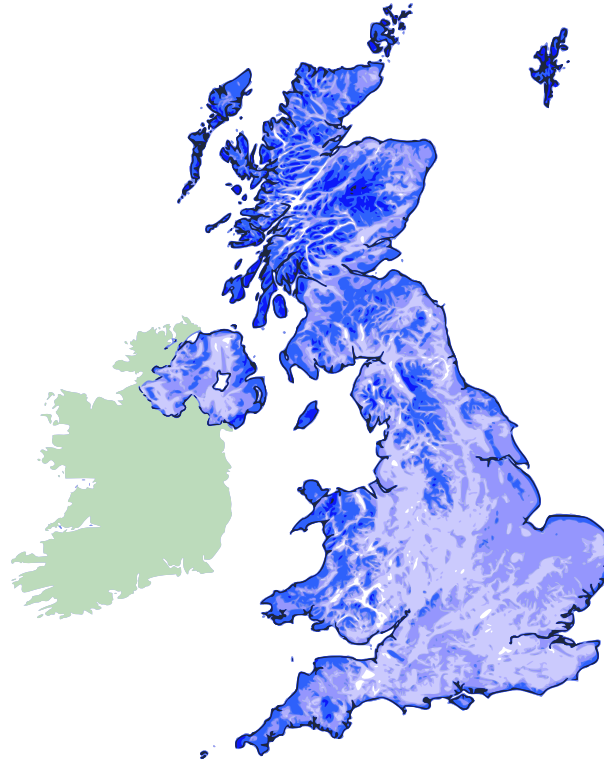


Figure 1: UK wind speed map  
Windier areas are in darker shades of blue. Source: Met Office.

the UK land area, as mooted by Mackay. Assuming that much of this area turns out to be off limits to development, then the country would be forced to go into less windy areas: the area in grey is the next windiest 20% of the UK. As can be seen, the Southern Uplands, much of the highlands of Scotland, and the Welsh mountains would still have to be completely industrialised. At this level of windfarm installation, the politically correct refrain of conservation organisations like the Royal Society for the protection of birds (RSPB) – that windfarms are acceptable if correctly sited – are likely to become meaningless. Most locations on which windfarms could plausibly be built would be covered in turbines in practice.

Mackay's 61,000 turbines might be expected to cause upwards of 1 million avian fatalities per year and perhaps even several million.<sup>17</sup> Although appalling, it is worth noting that these numbers are small compared to the estimates of the numbers of garden birds taken by domestic cats each year - perhaps as many as 55 million.<sup>18</sup> However, it is worth noting that cats tend to take weak and sickly individuals;<sup>19</sup> wind turbines and electricity cables are not so discriminating. In addition, while cats will take common garden species, windfarms tend to affect:

- species that are rarer or populations that are already under pressure
- species that, because of their foraging habits or sensitivity to disturbance, are likely to be heavily impacted.

One study suggests that the birds most sensitive to windfarms live in precisely those areas where they will have to be installed in practice (see Figure 3).<sup>20</sup> There will simply be no escape for many of our rarest bird species. The result is likely to be a disaster. Is this what the RSPB really, really wants?

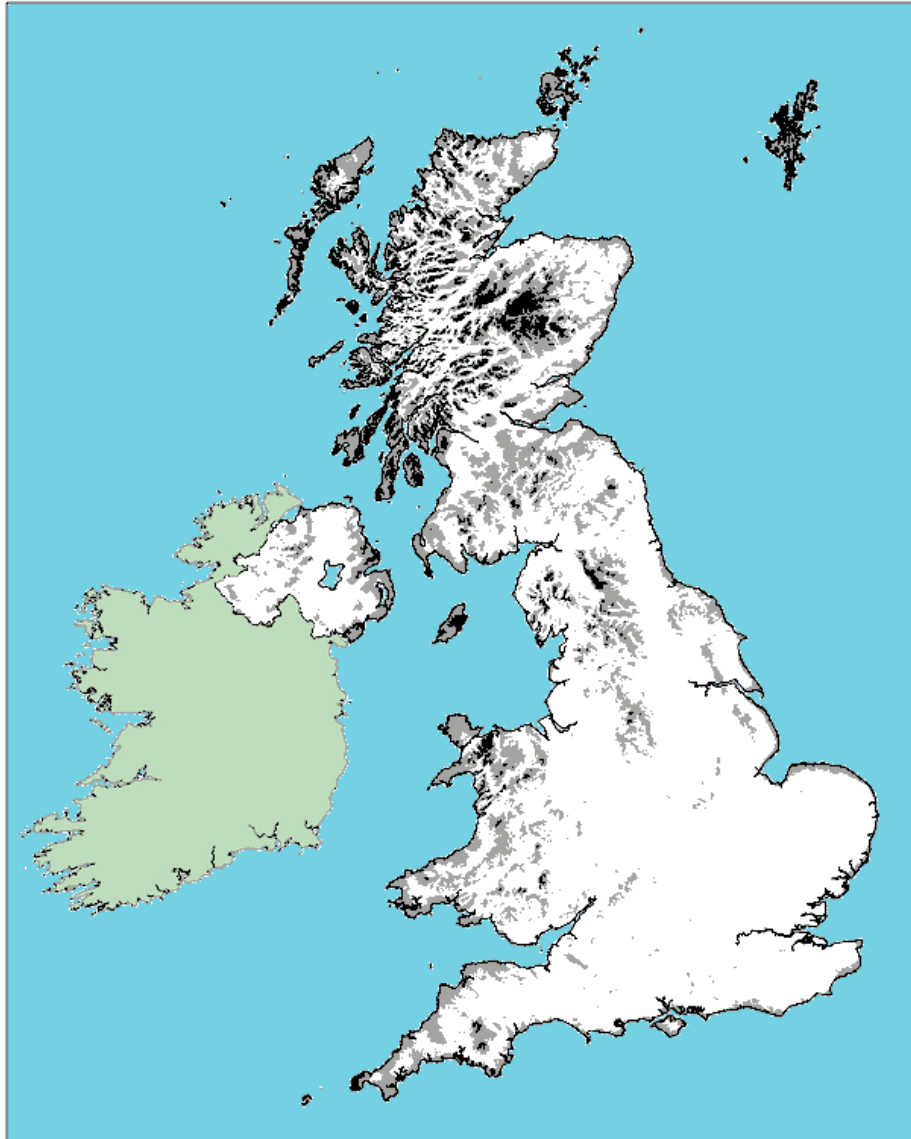


Figure 2: Where can we put all those turbines?

The windiest 10% of the UK is shaded black. The next windiest 20% is in grey.

Bats would not escape either. Although bats are not found on the highest mountains,<sup>22</sup> as noted above, these windiest areas are likely to be off limits to windfarms anyway. However, as wind farms are pushed down into less windy areas, they will increasingly come into contact with bats. For example, the distribution of the Pipistrelle bat, one of the UK's most common species, shows a considerable overlap with areas that are going to have to be used for wind farms. One recent study estimated that the existing wind turbine fleet in the UK might be slaughtering 80,000 bats per year.<sup>23</sup> With Mackay envisaging an increase of nearly an order of magnitude in the number of turbines, it is conceivable that 700,000 bats per year would be killed by the renewables drive, a startling number, when set against a total estimated UK bat population of 2.6 million individuals.<sup>24</sup>

And while it might appear that putting wind turbines out at sea is a more benign approach (if a much more expensive one), in fact it is likely that there would still be an ap-

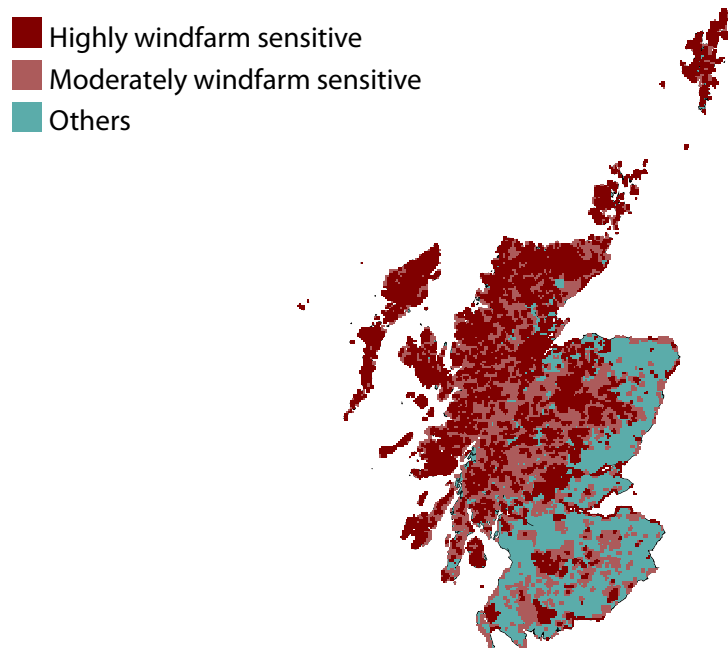


Figure 3: Distribution of windfarm-sensitive bird species across Scotland.<sup>21</sup>

palling price to be paid by wildlife, because where birds and marine mammals can take detours around small windfarms, installations on the scale envisaged by Mackay would almost certainly make it impossible for wildlife to avoid. Who knows what the impact might be?

And all this to deliver just one third of energy demand.<sup>25</sup>

## Solar

With solar panels now widely installed around the world, the impacts are, as for wind turbines, relatively well understood. The impacts are slightly different for the three main technologies:

- solar photovoltaics (PV), the familiar solar panels in vast farms or on domestic rooftops
- concentrating solar power (CSP) installations, in which mirrors focus the rays of the sun to a point, heating water, which then drives turbines
- simple heating of domestic hot water using rooftop panels.

For solar PV, the most obvious impact is on the landscape, with a PV installation requiring many acres of space. They are entirely alien to natural landscapes. In addition, there may be some impacts on wildlife: with loss of biodiversity and collision impacts for birds mooted. Barrier effects similar to those caused by windfarms are also likely.

Most of these effects are also relevant to solar CSP installations. This technology is even more land-hungry than solar PV, because they are even more inefficient – the approach is therefore to set up enormous CSP installations in places where land is cheap and the sun shines a lot, typically deserts. However, despite popular belief, deserts are rarely empty. The media have carried prominent stories about birds being literally burned up on the wing as they pass through the concentrated solar rays, with staff at the sites referring the corpses spinning to the ground as ‘streamers’ (see opposite p. 9). Subsequent research has found that in many cases, the flight feathers were only singed, leading to a loss of the ability to fly







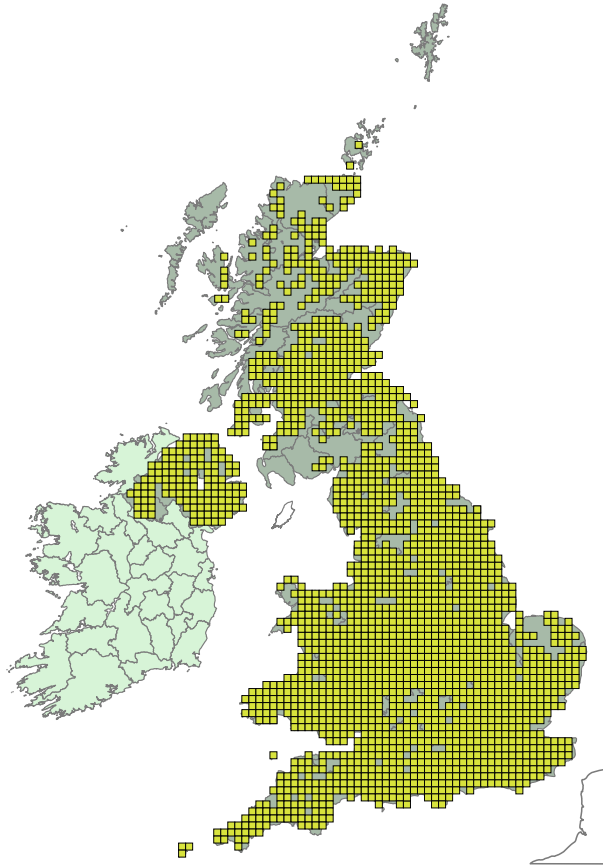


Figure 4: Common pipistrelle bat distribution.  
Source: Bat Conservation Trust.

and a slow death through starvation or predation.<sup>26</sup> It was noted during planning for the Ouarzazate solar power station in Morocco that there was a substantial risk to local nesting birds in the area, including the rare mourning wheatear. The project has gone ahead anyway.<sup>27</sup>

The manufacturing processes for photovoltaic panels are also far from green. Many panels are manufactured from silicon, which goes through a two-stage refining process to bring it up to the high levels of purity required. The first stage takes place in an arc furnace, using prodigious amounts of energy, the second also requires high temperatures and involves use of strong acids.

Another environmental impact that is only now beginning to be understood is the problem of what to do with solar panels at the end of their lives. It has already been shown that hazardous materials are washed out of broken solar panels in a matter of weeks,<sup>28</sup> so the issue is likely to become a worldwide problem as earlier generations of panels reach the end of their lives. Mountains of redundant solar panels are already appearing in some countries.<sup>29</sup> While recycling processes do exist, they involve a combination of expensive mechanical procedures and environment-unfriendly chemical ones. And because many of the products of these processes – silicon for example – are low value, the pressure to cut corners, to landfill, or simply to leave the panels to decay will be intense.<sup>30</sup>

So what will the UK look like if we push solar energy as far as we can? David Mackay considered covering 5% of the UK with solar PV farms, which would deliver enough energy



to get the typical commuter to work and back again. Covering every south-facing roof as well would deliver a little more.<sup>31</sup>

5% of the UK is a significant area, equivalent to Cambridgeshire, Gloucestershire, Lancashire and Staffordshire combined.<sup>32</sup> According to Mackay, this level of ambition would require the UK to install 100 times more solar PV than has been installed worldwide to date. Technology offers no way out either because, as Mackay notes, solar panels are already close to their theoretical maximum efficiency in converting light to electrical energy. Solar PV may become cheaper in future, but will still require just as much land.

As Mackay notes, the idea that we do any of this is rather implausible.<sup>33</sup> He does suggest that wind turbines could be installed on the same sites as solar panels, but in the UK at least, the places of high insolation (Figure 5a) are not the same as the windiest places (see Figure 1), so in reality the land required for solar farms would probably have to be in the south of the UK, where there is already considerable pressure on the natural world from housing. And if the best quality farmland is to be kept for food production, then solar panels will have to go on poorer quality land (Figure 5b). The overlap between high insolation and poor-quality land puts many much-loved landscapes under threat. Dartmoor? Exmoor? Do environmentalists really want to see precious landscapes covered in solar panels (and all the pylons and wires required to connect them to the grid)? In what world would this protect rural England, or the birds and other animals that live in it?

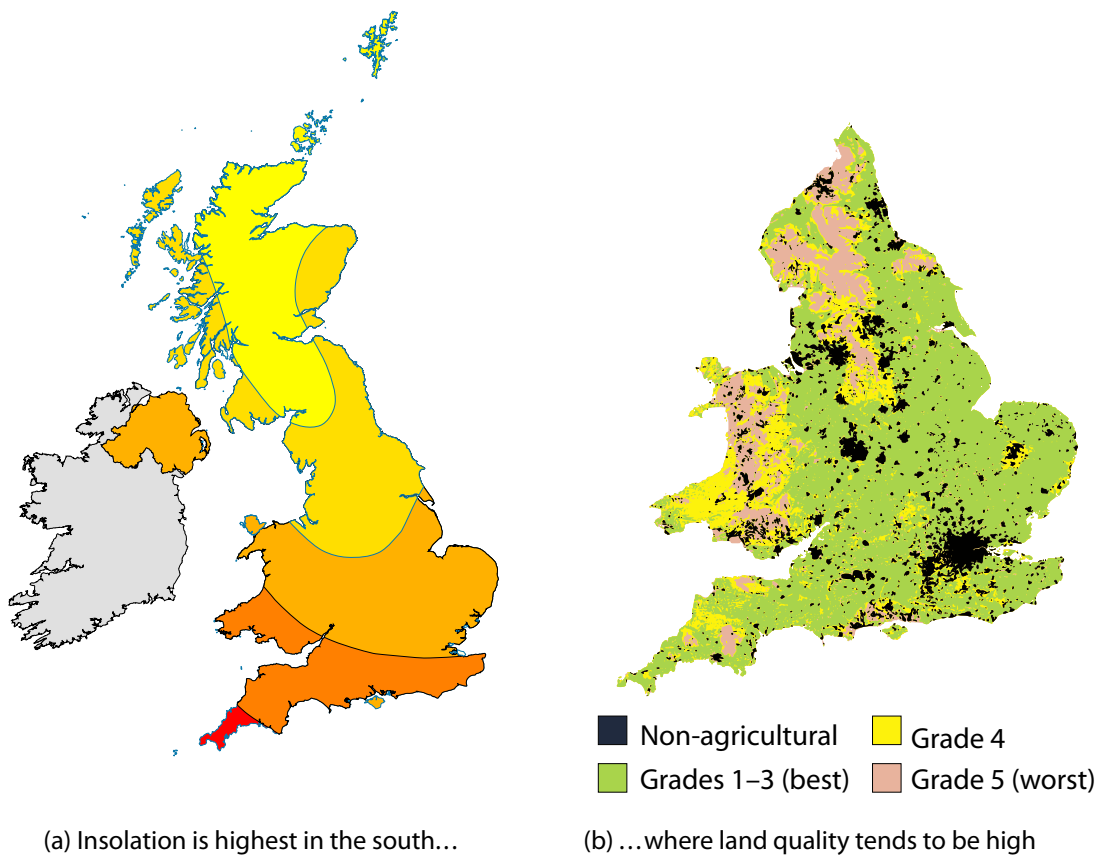


Figure 5: Where should the solar panels go?



## Large-scale hydro

Hydroelectric power plays a key part in electricity generation around the world. In particular, countries that are lauded for generating electricity almost entirely from renewables can only do so because they have ample hydroelectric resources. Costa Rica, the best known example, also has a significant amount of geothermal energy available.

The impacts of large-scale hydro projects are significant. Many are a result of the construction phase, but the unavoidable changes to ecosystems caused by hydroelectric dams are now seen as very serious, with one green NGO citing 'permanent loss of freshwater and terrestrial habitats, drainage of wetland and bogs, and subsequent loss of habitat and species diversity'.<sup>34</sup> A recent scientific review of the sustainability of large-scale hydro power spoke of dams:

disrupting river ecology, causing substantial deforestation, generating loss of aquatic and terrestrial biodiversity, releasing large amounts of greenhouse gases, displacing thousands of people, and affecting the food systems, water quality, and agriculture near them.<sup>35</sup>

Fish migration can be blocked entirely, and the use of fish passes may only provide a partial solution. There can be ongoing problems with siltation and accumulation of nutrients behind the dam, depriving ecosystems and farmers further downstream of the benefits. Hydroelectric dams also emit carbon dioxide and methane, thus making it hard to understand why climate campaigners tend to see them as part of the solution rather than part of the problem.

A recent article by the doyen of environmental reporters, Fred Pearce, explained how damming of rivers in the Sahel region, south of the Sahara, had caused enormous damage to ecosystems and a great deal of human suffering:

By blocking rivers, [dams] are drying out lakes, river floodplains, and wetlands on which many of the poorest in the region depend. The end result has been to push more and more young people to risk their lives to leave the region...The Manantali Dam is estimated to have caused the loss of 90 percent of fisheries and up to 618,000 acres previously covered by water.<sup>36</sup>

An article in *Scientific American* wondered if the Three Gorges Dam in China represented, not a way of saving the planet, but an environmental disaster.<sup>37</sup> The dam has a capacity of 22.5 GW. A large gas-fired power station is only one tenth of the capacity, but has considerably less than one tenth of the environmental impact.

As Mackay points out, generation of hydropower needs two things: a large quantity of rainfall and a large drop in altitude. These requirements essentially rule out any schemes placed in lowland Britain: the amount of electricity generated would simply be too small. However, even in highland areas of Britain, there is not much scope for generating large quantities of electricity. If every river was dammed and every drop of water was collected and exploited, you still might only get 7 kWh/day/person. In reality, a much smaller catchment would prove to be exploitable and Mackay guesses this might generate as little as 1.5 kWh/day/person. This is a paltry return for such a large environmental impact.

Damming most of the rivers in the West Highlands (where power per unit area is greatest<sup>38</sup>) with the accompanying 'permanent loss of freshwater and terrestrial habitats, drainage of wetland and bogs, and subsequent loss of habitat and species diversity' is clearly not what most environmentalists imagine their brave new green world would look like. In reality, concern over the environmental impacts of hydroelectric schemes is now so great that



new large-scale schemes are now mostly restricted to the developing world, where the devastation is kept out of sight.

Nevertheless, the green enthusiasts in Whitehall still think it would be possible to double the hydroelectric capacity in the UK, mostly through relatively small projects,<sup>39</sup> so there remains considerable scope for this particular renewable technology to destroy more pristine environments.

## Tidal

Tidal power comes in three main variants:

- barrages, which capture a body of water in an estuary at high tide and release it through turbines in the barrage to generate power
- tidal lagoons, which are similar, but with artificial bodies of water created by building retaining walls
- tidal flow, where turbines are placed directly in streams of moving water to generate power in much the same way as a wind turbine.

Despite decades of research, all of these technologies remain in their infancy, with no tidal stream plants or lagoons in commercial operation and few barrages. The impacts are therefore relatively poorly understood.<sup>40</sup> However, for all three types of tidal power, impacts on fish and mammals (sound, strike, loss of habitat) and sedimentation, are considered possible,<sup>41,42</sup> and indeed some environmental NGOs have described these technologies as 'high risk'.<sup>43</sup>

The evidence<sup>44</sup> from the Rance tidal barrage in France, which has been operational since 1966, suggests that there will be:

- severe disruption during construction and then ten years to re-establish equilibrium
- profound changes to ecosystems, with loss of flat fish and sand eels
- fish mortality due to turbines, and sudden changes in water levels
- siltation, converting land within the basin into salt marsh, and causing loss of fish nurseries and bird feeding grounds
- a new equilibrium ecosystem very different to what was there before.

Computer simulations of the effects of tidal flow energy have suggested that the impacts are so significant that the amount of energy extracted from the tides might need to be severely restricted, typically to about 20% of the theoretical maximum and sometimes less.<sup>45</sup> An analysis from the RSPB has found that as little as 168 km<sup>2</sup> of the UK's waters can be categorised as 'prime opportunity' for tidal stream once the environmental and other constraints are taken into account.<sup>46</sup>

Mackay is relatively optimistic about tidal power, and in particular tidal stream power, possibly because it is less likely to come up against public opposition – the environmental costs are out of sight and out of mind – and possibly also because, as noted above, his analysis does not consider costs. He estimates that it might be possible to generate 11 kWh/day/person, with 9 kWh/day/person of this coming from tidal stream plants located at key points in the seas around the UK. It is worth noting, however, that he cannot assess whether any of these sites are exploitable in practice, and he was presumably unaware of the need to restrict output to limit environmental damage.

Another 1.5 kWh/day/person would be delivered by turning the Wash and Morecambe Bay into tidal lagoons, and a little more from a Severn barrage. The Severn barrage scheme was of course cancelled in 2014, after an outcry over the potential environmental damage, but proposals along similar lines have been mooted since the 1920s and are resurrected every five years or so.

The Rance barrage is a small scheme, with a tidal basin of some 22 km<sup>2</sup>. The Severn barrage scheme on the other hand, would have been a colossal 500 km<sup>2</sup>, with the environmental impacts to match. It would have led to the loss of the intertidal mudflats along the estuary, with a devastating effect on bird and fish species. It would potentially also have increased flooding upriver as far as Gloucester. MPs who looked at the Rance barrage professed themselves shocked by the environmental impact.<sup>47</sup> It is little wonder that the scheme was quashed. Nevertheless, proposals for tidal barrages continue to be mooted, with the Dee, Solway and Humber estuaries all proposed as plausible sites. Lagoons have been proposed for Cardiff, Newport, Bridgwater Bay, Colwyn Bay, and West Cumbria, with another in Swansea now moving closer to reality.<sup>48</sup> The RSPB has described tidal lagoons as a high-risk technology in terms of environmental impact. With so many vast schemes possible, the chance of devastation is dramatic.

## **Biomass and biofuels**

Since the European Union and environmentalists started to encourage the use of liquid biofuels some ten years ago, a plethora of allegedly 'green' technologies have been promoted: domestic and industrial biomass boilers, liquid biofuels, and so on. As the 'industry' has expanded, the adverse effects of such policies have become clear.

In the UK, government policy to increase domestic energy prices to encourage efficiency has led to a boom in the installation in wood-burning stoves, and the inevitable felling of woodlands to fuel them.<sup>49</sup> On a larger scale, the Drax power station in Yorkshire consumes wood on such a scale that pellets are being imported from North America, the forests there being clearcut to meet Drax demand.<sup>50</sup> Unfortunately, the carbon emissions of biomass appear to be similar to those of coal, and therefore approximately double those of gas,<sup>51</sup> and the associated particulate emissions are said by one concerned NGO to be 'worse than coal'.<sup>52</sup> As an energy source, biomass seems to have few redeeming features. Nevertheless, the devastation is being replicated elsewhere. In France, the Gardanne power station will soon burn 850,000 tonnes of wood each year, half of it imported.<sup>53</sup> Even tree stumps are being extracted to burn, leaving nothing for the soil fauna and leading to loss of soil fertility and increased erosion. In its *Black Book of Bioenergy*, wildlife NGO Birdlife International notes that not even protected forests are escaping the axe in the rush to 'earn' renewable energy subsidies.<sup>54</sup>

Outside of the developed world, biomass burning is of course even less benign. In poorer countries, some 2.5 billion people rely on biomass for cooking, with wood, charcoal and dung the main forms used.<sup>55</sup> Charcoal production is often inefficient and leads to deforestation, while burning dung rather than ploughing it back into fields makes the soil less fertile.

Meanwhile, the rush to increase the use of liquid biofuels has led to hikes in food prices and starvation across the world, land grabbing in Africa and elsewhere, and the felling of rainforests to make way for oil palm plantations, which one writer has described as 'one of the 21st century's greatest ecological disasters'.<sup>56</sup> Nearly half of palm oil consumption in Europe is for incorporation in biodiesel,<sup>57</sup> and the EU has only recently moved towards a



phase out of palm oil in biofuel by 2021. And all this environmental destruction actually seems to have exacerbated the global warming problem: according to one report, carbon dioxide emissions from biofuels are significantly higher than those from diesel, with palm oil the worst biofuel of all.<sup>58</sup>

All this destruction is virtually pointless. As Mackay notes, biofuels are an extraordinarily inefficient way of generating energy – like so many other renewables their demand for land makes them almost entirely uneconomic: if we took *all* of the UK's agricultural land, we could generate barely enough energy to power our commuter's journey home each day. Nevertheless, most observers of the market for renewable energy expect dramatic increases in the use of biofuels. For example, the World Energy Council suggests an increase by a factor of seven by 2030.<sup>59</sup> So while environmentalist concerns have caused 'one of the 21st century's greatest ecological disasters', it appears that this is just the beginning of a headlong rush into environmental armageddon. The demand for land to support the biofuels expansion will increase inexorably and more precious wild places will be lost. The UKERC Energy Data Centre has suggested that marginal lands like the African savannah and the Brazilian cerrado might have to be brought into play, although caveating this idea with a note that the concerns over the environmental impact might be considerable.<sup>60</sup>

### **3 Eco-disasters from eco-gestures**

#### **Small scale and in-river hydro**

Small-scale hydro is often presented as more benign than many other forms of renewable energy, but the impacts on fish seem just as serious, and possibly more so, because mitigation measures are seen as less urgent.<sup>61</sup> Once they get larger, the impacts on the landscape can be severe. The Bute Inlet scheme in Canada (now aborted) involved the building of 443 km of power lines, 267 km of roads, and 142 bridges, as well as diverting 17 different rivers.<sup>62</sup>

Mackay notes that these schemes will always be irrelevant to national energy generation:<sup>63</sup> a seven-fold increase in capacity would still only deliver 1.5 kWh/day/person. Nevertheless, the Environment Agency has identified as many as 26,000 suitable sites. This seems like quite a lot of rural development and quite a lot of damage to the natural world for very little return.

#### **Wave**

While wave power is often touted as being likely to play a major role in the future energy mix in the UK, in fact it has never been deployed on a commercial basis, so any assessment of the likely impacts is largely theoretical. Possible impacts include coastal erosion, possible pollution from equipment, impact on fish and the wider marine ecosystem, noise, as well as effects on local industries such as fishing and leisure.

Mackay points out that the amount of power that could be extracted from wave power is very limited. A boom along half of the UK's Atlantic seaboard could deliver a meagre 4 kWh/day/person even with absurdly optimistic predictions about efficiency. So wave power is essentially irrelevant to the UK's future. However, this doesn't mean it will not be tried and that the environment will not have to endure the unpleasant side effects.



## 4 Playing with demand

Mackay is not oblivious to the impossibility of the UK meeting current energy demand using renewables, and the second part of his book is an attempt to try to make ends meet. He does this using a multi-pronged approach. Firstly he reduces his target from the energy required for a typical wealthy person to the amount required on average, losing in particular the enormous energy footprint of the long-haul flights that are mostly the preserve of the better-off. And while the lifestyles of today's rich might normally be expected to be enjoyed by many more people in future, it is not unreasonable of Mackay to try to match current *overall* demand.

He reduces demand by assuming massive changes to the economy, with transport mostly electrified (producing efficiency gains since electric motors are more efficient than internal combustion engines) and heating either not required (through better insulated homes) or produced by heat pumps. And even then, as he freely admits, the energy embedded in imports and food is not taken into account in his figures, so it remains somewhat doubtful whether he really has 'squared the circle'.

### Electric vehicles

Playing with demand in this way has not been a happy approach in the past. One early attempt to reduce carbon emissions in the UK was the Blair government's decision to encourage adoption of diesel cars, on the grounds that their carbon emissions were considerably lower than those of their petrol counterparts. The move is now widely seen as an environmental disaster: the high levels of particulate emissions from diesel engines are said to be causing 40,000 deaths from respiratory disease every year (although see below). The mayor of London, Sadiq Khan, even declared it a public health 'emergency'.<sup>64</sup> The result has, of course, been further pressure to switch to electric vehicles.

Unfortunately for their backers, there is now scientific evidence emerging that EVs are not *actually* better than their fossil-fuel equivalents on the particulates front. Contrary to popular belief, the vast majority of transport-related particulate emissions are not from the engines, but instead from tyre and brake wear and so on.<sup>65</sup> However, because EVs are currently on average 25% heavier than ordinary cars, their non-exhaust particulate emissions completely counteract their cleaner exhausts. In other words, the switch to EVs currently looks as though it will make little difference to particulate emissions.

What about the other environmental impacts of EVs? There are already strong hints that they are not going to be nearly as benign as their backers claim. Indeed, quite the opposite. The batteries in Tesla electric cars include substantial amounts of lithium and cobalt, and are said by the US Environmental Protection Agency to have:

... the highest potential for environmental impacts [including] resource depletion, global warming, ecological toxicity, and human health impacts.

Environmentalists are already concerned about the impacts of mining of both elements, with one lurid report describing 'plumes of sulphur dioxide choking the skies, churned earth blanketed in cancerous dust, [and] rivers running blood-red'.<sup>66</sup> Meanwhile, cobalt mines in the Democratic Republic of the Congo have been accused of using child slave labour and having appalling working conditions.<sup>67</sup> The copper-and-cobalt mining areas around the Congolese city of Lubumbashi are said in one study to be 'among the ten worst polluted places in the world'.<sup>68</sup>



And all this *before* the projected 50–100-fold increase in EV numbers in the next decade and a half.<sup>69</sup>

## And the rest

Other aspects of Mackay's attempts to reduce demand are less alarming. In terms of environmental impact, insulating old houses and installing heat pumps are largely benign approaches, although there are other concerns, not least the cost. Ground-source heat pumps tend to be inadequate in very cold weather and so require backup from traditional heat sources. Blown cavity wall insulation frequently leads to damp and is therefore potentially disastrous for homeowners. One estimate suggests as many as three million homes may have been affected.<sup>70</sup> But these are not the concern of the environmentalist.

## 5 Squaring the circle

After proposing all these measures to reduce demand, Mackay ultimately comes up with a series of plans to meet the remaining demand, and invites interested members of the public to come up with their own proposals too. To facilitate this, he and his colleagues at the then Department of Energy and Climate Change set up the 2050 Calculator website,<sup>71</sup> a simple web interface that allows users to develop their own plans to meet the government's decarbonisation target while balancing supply and demand.

As far as Mackay's own example plans are concerned, some elements are consistent. One of these is the idea of using 30,000 km<sup>2</sup> – focusing on poorer quality agricultural land – to grow wood and special energy crops such as miscanthus grass. As noted above, the problem with this idea is that most of the poor-quality land – agricultural grades 4 and 5 – is off-limits, being of environmental importance or otherwise unsuitable for cultivation of energy crops. That leaves 85,000 km<sup>2</sup> of suitable land in Great Britain, the vast majority of it in England.<sup>72</sup> A small part of this is high-grade land, which will not be used unless the price is right. That means that most of the land used will be of grade 3, which is described as 'moderate' or 'good' land. This is the bread and butter of British farming, representing the vast majority of agricultural land. But a third of it would be used, under Mackay's plans, for a single crop. It's hard to equate this with care for the environment.

Another common element is that a proportion of biofuels is used in the transport system. Unfortunately, this would require use of a further 12% of the UK's land area, another 30,000 km<sup>2</sup> of grade 3 land.<sup>73</sup>

The numbers don't really give a feel for the impact, so Figure 6a tries to do this. Each square is approximately 1000 km<sup>2</sup> and there are 60 of them, 30 light blue for biofuels and 30 dark blue for biomass. The distribution is intended to be approximately representative of where the suitable land is located, so the mountainous regions, scenic districts in the South-West and the high-quality farmland of Cambridgeshire are avoided. Data on land availability in Northern Ireland is not consistent with the rest of the UK,<sup>74</sup> but I have assumed that some energy crops will be planted there. What is clear is that much of the UK would essentially become a monoculture.

After that, the environmental impact varies depending on which of Mackay's plans is looked at. For example, in Plan G, he proposes generating 32 kWh/day/person from wind power. The area required would depend on where the windfarms were located, but it is presumably unlikely to be onshore, since so much of the suitable land is environmentally



sensitive. Figure 6b assumes that they would be placed in deeper offshore waters and the 26 1000 km<sup>2</sup> squares shown represent the area Mackay suggests would be required, with placements based those shown in his map.<sup>75</sup> With this arrangement, birds in Scotland are largely unaffected, but it is hard to imagine that traversing 20 miles of wind turbines<sup>76</sup> might not be a problem for birds further south, such as the gannets that feed on the Dogger Bank.<sup>77</sup> You could build more windfarms but in smaller blocks and spread them out more, but then more birds are affected. The choice is between a cull of a large population or a massacre of a smaller one. Enthusiasts for wind power must choose.

From the text of Mackay's book it is possible to get a sense that he realises the absurdity of most renewables. In several of his plans he uses a large proportion of nuclear energy and/or 'clean coal'. However, his book was published in 2009, thus predating the shale revolution. Mackay later became something of an enthusiast for shale gas, noting its carbon footprint was much better than that of coal,<sup>78</sup> so it is likely that he would have switched to natural gas in these plans.

But circumstances have also changed for another of Mackay's ideas. While he had limited enthusiasm for solar panels in the UK – as we have seen, his ideas for bioenergy mean that there was essentially no space for this other than a small amount produced by covering all rooftops with solar panels – he was keen on the idea of importing solar energy from other countries. As he pointed out, the world's current energy needs can theoretically be provided from a mega-CSP power station with an area of 1 million km<sup>2</sup> (a square measuring 1000 × 1000 km); its future energy could come from two such areas. Whether this is at all plausible in the political world that exists after the Arab Spring is another question.

And the environment suffers too, despite the popular idea that deserts are empty voids. In the USA, the Ivanpah CSP station had to be scaled back because of the risk to the endan-

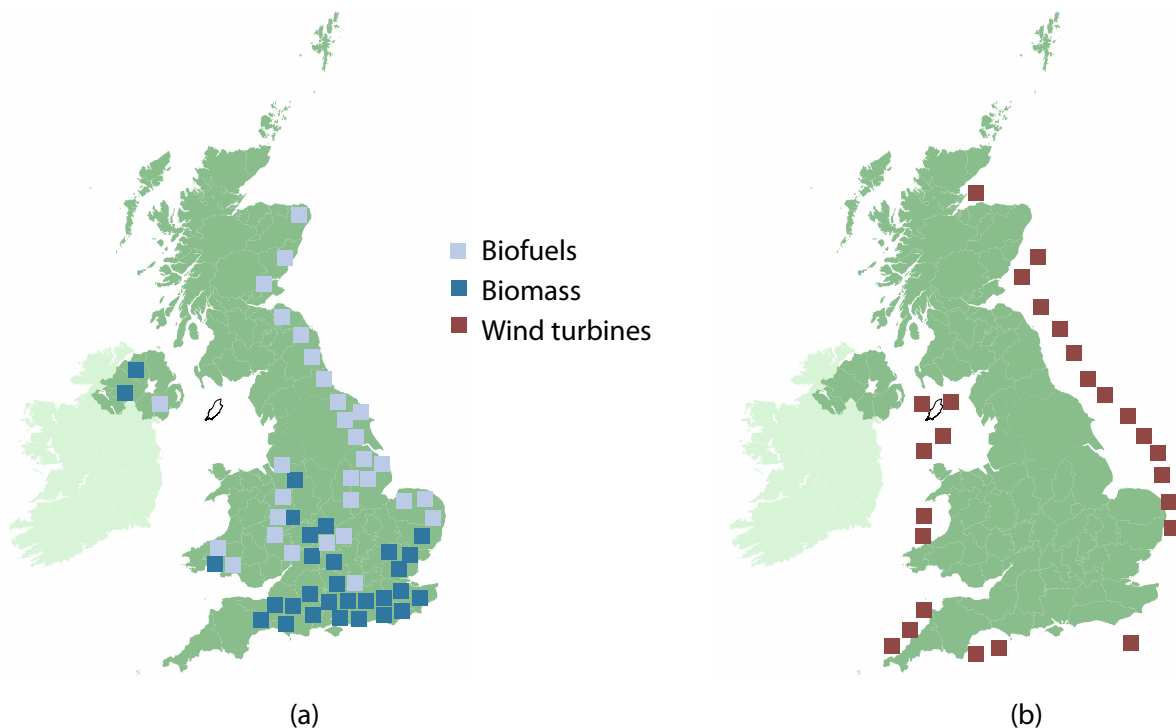


Figure 6: Impact of renewables.

(a) 60,000 km<sup>2</sup> of biofuels and biomass; (b) 26,000 km<sup>2</sup> of offshore wind turbines.

gered desert tortoise; similar problems have affected many other CSP power stations.<sup>79</sup>

And there is little popular understanding of another environmental problem with solar power stations: they actually consume quite a lot of water. With CSP, most of this is for the cooling systems, but some is also needed to ensure cleanliness of the mirrors so that power output is maintained at high levels. The huge Ouarzazate 1 station in Morocco has an area of 4.5 km<sup>2</sup> and uses 1.7 million m<sup>3</sup> of water per year<sup>80</sup> – much more than an equivalent coal-fired power station. It is no accident that the plant is built near a major reservoir. Scaling these values up, Mackay's mega CSP plants would use 756 billion m<sup>3</sup> of water per year, which is nearly a third of the amount of water that falls in the Arab world each year (2576 billion m<sup>3</sup>). The idea of scaling up Ouarzazate I is therefore obviously absurd.<sup>81</sup> Fortunately, the second and third phases of the Ouarzazate station use a dry cooling system, which although using less water, is also less efficient at generating electricity. And solar PV appears to be little better. The Adani solar power station in Tamil Nadu, India, uses 200,000 litres of water per day to keep the panels clean.<sup>82</sup>

It is probably also not fair to try put the energy burden of the whole world in North Africa – Americans and Asians have their own deserts. Mackay says that 340,000 km<sup>2</sup> might be required to power Europe and North Africa; scaling up on the basis of a dry-cooled power station suggests that 6 billion m<sup>3</sup> of water might be needed. This is about 12% of what North Africa currently extracts in ground and surface water.<sup>83</sup> In a such a dry region, this is probably unsustainable and almost certainly environmentally disastrous.

## 6 Environmentalists plan the future

Mackay would probably not disagree with most of what I have written above. As he put it in his book:

If you don't like these plans, I'm not surprised. I agree that there is something unpalatable about every one of them. Feel free to make another plan that is more to your liking.

While many might use a stronger term than 'unpalatable', this section examines a few of the proposals put forward by others. Usefully, a range of pathways are presented on the 2050 Calculator webpage, and several of these come from green NGOs, so we can see how environmentalists hope to balance the competing demands of humanity, the natural world, and their own fundraising rhetoric. The proposals I will consider come from Friends of the Earth (FoE), the Sustainable Energy Association (SEA), and the Campaign to Protect Rural England (CPRE). In addition, I will discuss an RSPB plan, which although based on the 2050 calculator is not published in the same format.<sup>84</sup> Unfortunately, the 2050 Calculator does allow users a considerable degree of leeway about how they make ends meet, and all three green NGOs exploit this to the maximum. For example, the core of FoE's plan is a near-halving of demand,<sup>85</sup> achieved by moving passengers to public transport and road freight to rail, electrifying transport, manufacturing and cooking, and reducing average room temperatures to 17°C. This is, of course, all rather implausible.

In addition, the calculator allows choices in energy generation that are hard to justify with current levels of technology. A significant proportion of FoE's energy is going to be supplied by gas/biogas power stations equipped with carbon capture and storage (CCS), despite the fact that CCS for gas may never be economic at the low load factors envisaged (and despite FoE's vehement opposition to shale gas developments).<sup>86</sup> Wave and tidal stream turbines are also assumed to carry a share of the burden, despite never having been proven at scale.

With so many drawing board technologies being considered it is hard to understand why nuclear fission is not on the list too.

Nevertheless, even with these dramatic reductions in demand, the green NGOs still come up with plans that will alarm anyone who cares about the natural world.

## **Bioenergy**

Both FoE and CPRE plan to plant vast areas of bioenergy crops.<sup>87</sup> This seems an inexplicable position for organisations that claim to be opposed to monocultures.<sup>88</sup> Indeed, in the case of CPRE it would appear to be a direct contravention of their mission to protect rural England: biofuels on this scale would have an appalling impact on landscapes, wildlife and rural economies. What is worse, the underlying calculations assume that there will be compound growth in yields, sustained for over 50 years.<sup>89</sup> This gives – on paper at least – a considerable reduction in the amount of land required, but if the improvement does not materialise (and we should remember that most green groups oppose genetically modified crops, the most likely source of yield gains), a much larger area will have to be taken out of food production and replaced with energy crops. Rural England will lose, and the campaign for its protection will be the culprit.

The RSPB, who, you might imagine, would be keen to avoid covering agricultural land with energy crop monocultures, claims that it will use much less land<sup>90</sup> for energy crops. However, it is only able to do this by assuming implausibly high energy yields per acre.<sup>91</sup> In reality, they would probably need 10,000 km<sup>2</sup> to generate the power they want. Given that they have identified only a fraction of that area with a low ecological risk to birds and wildlife,<sup>92</sup> its own plans would be just as damaging to landscapes, wildlife and of course birds as those of CPRE and FoE.

But all of these groups pale into insignificance next to the Renewable Energy Association (REA), which believes that we should cover a quarter of the UK's main agricultural land in energy crops. One wonders what CPRE has to say about this.

## **Onshore wind**

Green groups are also surprisingly keen on onshore wind, with FoE wanting 9000 turbines and the RSPB envisaging up to 17,000. As we have seen, these windfarms are going to kill large numbers of birds and bats and cause terrible pollution in China. Thousands of square kilometers of mountain landscapes would be desecrated.<sup>93</sup> The blow is softened somewhat because the calculator assumes that onshore wind farms can capture energy at a rate of 2.5 W/m<sup>2</sup>, implying land use of 4000 and 7000 km<sup>2</sup> for FoE and the RSPB, respectively. However, Mackay has stated that 2 W/m<sup>2</sup> is the absolute maximum likely onshore – a typical value for an existing windfarm would be 1.4 W/m<sup>2</sup>, and these figures are likely to be lower in future as the best sites are increasingly occupied and windfarms need to be installed on lower ground.<sup>94</sup> Thus the correct figures for the land required may well be at least 5000 km<sup>2</sup> for FoE and 8000 km<sup>2</sup> for the RSPB.<sup>95</sup>

## **Offshore wind**

Offshore wind is a similar story, with FoE and the REA wanting 12,000 5.8-MW turbines occupying 13,000 km<sup>2</sup> and the CPRE wanting even more. The RSPB's High Onshore scenario

sees only 4 km<sup>2</sup> of turbines, although there are 33,000 km<sup>2</sup> in its High Offshore plan, which would present a considerable barrier to ocean birds and mammals.<sup>96</sup>

The areas involved are monstrous enough. Now consider the pollution. A 2 MW wind turbine apparently includes around 350 kg of neodymium in its magnet. If we scale that up proportionally for the larger turbines needed, a ton of neodymium may be required for each machine in the RSPB's plans. With an optimistic lifetime of 20 years, that will mean between 1000 and 3000 tons per year of extra production. World production is currently 21,000 tons per year, so we are considering a 10% increase in world production to meet the extra demand *from the UK alone*. It is hard to imagine the environmental devastation if other countries plan their energy systems on the same basis.

## Large-scale hydro

Despite the RSPB's horror of hydroelectric schemes, other green groups seem quite keen to use them. FoE envisages a near-threefold expansion of large-scale hydropower, with 100 km<sup>2</sup> of new reservoirs exploiting – and if the RSPB is to be believed, irreparably damaging – a catchment area of 5500 km<sup>2</sup>.

And recall that these figures are predicated on reducing demand by more than 40%, which many would suggest take them into the realms of the implausible. Add to that the reliance on technologies that are unproven at scale (CCS and storage, tidal flow, wave) or that are likely to be impractical (solar in deserts) and the whole exercise starts to look like fantasy. When reality bites, the impact will once again be felt by the natural world.

## What happens to our wild places?

In the 2050 Calculator, the 'Other' land category - those areas not used for agriculture, settlements or forest – is expected to shrink dramatically under *every* land-use scenario. This category includes the wild areas so beloved of the general public and, of course, environmentalists too. CPRE and FoE have both opted for a scenario that involves the loss of 37% of these areas. The Campaign for Sustainable Energy's choice leads to losses of 44%. With 'friends' like this, who needs enemies?

Table 1: Land requirements for green groups' energy plans.

	FoE	CPRE	SEA	RSPB*	
	Area required (000 km <sup>2</sup> )				
Onshore wind	6	1	1	9	Assuming 1.4 W/m <sup>2</sup>
Biofuels	12	12	24	10	Correcting for no yield gain
Forest	30	30	34	?	Per calculator
Hydro catchment	5	3	3	3	Per calculator
Total onshore impact					
Offshore wind	13	14	13	4	At 2.5 W/m <sup>2</sup> (per calculator)
Energy crops overseas <sup>†</sup>			13	13	
Energy imports		1	1	1	

\*High Onshore scenario. <sup>†</sup>The RSPB and SEA envisage 13,000 km<sup>2</sup> being in other countries, thus damaging their wildlife and landscapes rather than ours.





The best case envisaged is a loss of 30% of these areas. With a more aggressive approach to shifting land into the service of the atmosphere, losses of over 40% are envisaged. It is quite possible that the losses of wild places will be worse still, since the 2050 Calculator assumes that food yields will improve by a minimum of 0.9% per annum, an improvement of more than 50% by 2050. In some scenarios, it assumes improvements of 1.5% per annum, and more than 80% more food per acre by 2050. These values are 2–4 times higher than those envisaged in the literature.<sup>97</sup> It is quite possible that we might need to find another 10,000 km<sup>2</sup> of land for food, or import it from elsewhere. In either case, the natural world will be the loser.

## 7 Conclusions

David Mackay knew all this. Just before his untimely death he gave an interview to the environmentalist, Mark Lynas. A report of the encounter quoted him as follows:

There is this appalling delusion that people have that we can take this thing that is currently producing 1% of our electricity and we can just scale it up and if there is a slight issue of it not adding up, then we can just do energy efficiency... Humanity really does need to pay attention to arithmetic and the laws of physics – we need a plan that adds up.<sup>98</sup>

It must be clear that the renewables sums do not add up (and indeed that many green organisations pay no attention to arithmetic!). Mackay was convinced that the future lay with nuclear power and fossil fuels, the emissions of the latter mitigated with CCS.

Nevertheless, the ‘appalling delusion’ that the future will be powered by renewables still forms the central plank of the energy policies of almost every UK political party. Almost every green NGO still claims to support the idea too. ‘The UK can be almost entirely powered by renewables’, says Greenpeace.<sup>99</sup> ‘We can now see a future where almost all our electricity comes from the wind, wave and sun’, says Friends of the Earth<sup>100</sup> (a very different tale to the results they published for the 2050 Calculator, in which fossil fuels continue to provide around 40% of supply, most of it imported<sup>101</sup>). Only the ‘miraculous’ intervention of CCS prevents this being a problem.

We expect little from militant campaigning groups like Greenpeace and Friends of the Earth. Their continued existence depends on maintaining a steady income, which depends in turn on being able to scare members of the public into handing over their money. However, we normally expect higher standards from the more ‘respectable’ participants in the environmental debate. So it is hard to understand why the RSPB and the CPRE are willing to continue to support the expansion of renewables.

It is beyond doubt that onshore technologies such as wind, biofuels and solar, if deployed on the scale envisaged by these two organisations, would have an appalling effect on the natural world. The birds and rural landscapes that these two eminent bodies claim to protect would suffer unimaginably.

And the reality would be much, much worse than this. The environmentalists’ plans rely on fossil fuels equipped with CCS for a very significant proportion of their energy supply: 40% in the plans of FoE and CPRE. Yet CCS is currently a mirage, and an extraordinarily expensive one too.<sup>102</sup> So the output of renewables would almost certainly have to be at nearly twice the level in these plans, which, as noted above, already assume reductions in demand that border on the absurd.

If the country really were powered by renewables on the required scale, the result would be devastation. Tens of thousands of square kilometres of the UK would be ruined. The wilful blindness of the RSPB and CPRE to the wholesale destruction they are supporting is wholly culpable. It appears as if they have simply decided to betray their members and sacrifice what they were sworn to protect, because some scientists told them it would be hotter in a century's time. How shameful.

## Notes

1. Ridley M. Wind turbines are neither clean nor green and they provide zero global energy. *The Spectator*, 13 May 2017.
2. BP Statistical Review of World Energy (2015) <https://www.bp.com/content/dam/bp/pdf/energy-economics/statistical-review-2015/bp-statistical-review-of-world-energy-2015-full-report.pdf>.
3. Mackay D. *Sustainable Energy – Without the Hot Air*. UIT Cambridge, 2009. The book is freely available on the web at [www.withouthotair.com](http://www.withouthotair.com).
4. Although sometimes power lines are buried. This reduces the visual impact, but adds significantly to the cost.
5. Frick WF et al. Fatalities at wind turbines may threaten population viability of a migratory bat. *Biological Conservation*, 2017; 209: 172–177.
6. <http://datazone.birdlife.org/sowb/casestudy/powerlines-pose-a-threat-to-italian-birds>. The authors reported results for high-voltage (HV, 40–380 kV) and medium-voltage (MV, 1–40 kV) lines. There were minimum fatality rates of up to 0–87/km through collision and 2–20/km through electrocution.
7. Allowing half of the 100 deaths per km cited in the previous reference for the 220 km length of the interconnector.
8. Furness RW et al. (2013) Assessing vulnerability of marine bird populations to offshore wind farms. *Journal of Environmental Management*, 119, 56–66.
9. Cramb A. (2014) Wind turbines have killed more birds of prey than persecution this year. *Telegraph*, 29 October. <http://www.telegraph.co.uk/news/uknews/scotland/11196172/Wind-turbines-have-killed-more-birds-of-prey-than-persecution-this-year.html>.
10. Drewitt AL and Langston RHW (2006) Assessing the impacts of wind farms on birds. *Ibis* (2006), 148, 29–42.
11. Figures from <http://penycymoedd.vattenfall.co.uk/constructing-turbine-foundations-in-pictures/>, with their 600 m<sup>3</sup> value for concrete converted to tonnes.
12. Ruiz de Temiño Alonso, I. Gravity base foundations for offshore wind farms. MEng dissertation, University of Cantabria. <https://repositorio.unican.es/xmlui/bitstream/handle/10902/3429/Ruiz%20de%20Temi%C3%B1o%20Alonso%20Ismael.pdf>.
13. <https://www.offshorewind.biz/2017/05/29/statoil-floats-first-hywind-scotland-foundations-off-stord/>.
14. Mackay gives the area occupied by the 140 turbines of the Whitelee windfarm at 55 km<sup>2</sup>, which amounts to 2.5 turbines per square kilometre. 10% of the UK is 24,250 km<sup>2</sup>, so covering it would take 61,000 turbines.
15. Mackay suggests that this is around 25 km.
16. According to Mackay, wind around the UK could deliver 16 kWh/day/person, which would require some 44,000 3-MW turbines, occupying an area two thirds the size of Wales or a strip 4 km wide around the whole of Great Britain. Deeper waters might deliver a larger figure of 32 kWh/day/person, but the turbines required would then occupy a strip of water 9 km wide around Britain.
17. Figures of 20 per turbine are plausible. See discussion in Drewitt AL and Langston RHW. *Op. cit.*
18. RSPB. Are cats causing bird declines? <https://www.rspb.org.uk/get-involved/community-and-advice/garden-advice/unwantedvisitors/cats/birddeclines.aspx>.
19. *Ibid.*



20. Bright J et al. (2008) Map of bird sensitivities to wind farms in Scotland: A tool to aid planning and conservation. *Biological Conservation* 141; 2342–2356. [http://www.academia.edu/download/45616197/Map\\_of\\_bird\\_sensitivities\\_to\\_wind\\_farms\\_20160514-29229-1sngo5.pdf](http://www.academia.edu/download/45616197/Map_of_bird_sensitivities_to_wind_farms_20160514-29229-1sngo5.pdf).
21. <https://www.rspb.org.uk/globalassets/downloads/documents/positions/climate-change/wind-power-publications/rspb-and-snh-report-2006-bird-sensitivity-map-to-provide-locational-guidance-for-onshore-wind-farms-in-scotland.pdf>.
22. Swift, SM. Bat species in Scotland. Scottish Natural Heritage. <http://www.snh.gov.uk/docs/C208532.pdf>.
23. Knapton, S. (2016) Wind farms could be killing 80,000 bats a year, new study finds. *Daily Telegraph*, 7 November.
24. Harris S, Morris P, Wray S and Yalden D. (1995) A review of British mammals: population estimates and conservation status of British mammals other than cetaceans. Joint Nature Conservation Committee.
25. Mackay suggests kWh/person per day figures of 20 (onshore), 16 shallow offshore and 32 Deep offshore, against total demand of 195.
26. Kagan, RA, et al. (2014) Avian mortality at solar energy facilities in southern California: a preliminary analysis. National Fish and Wildlife Forensics Laboratory. [http://docketpublic.energy.ca.gov/publicdocuments/09-afc-07c/tn202538\\_20140623t154647\\_exh\\_3107\\_kagan\\_et\\_al\\_2014.pdf](http://docketpublic.energy.ca.gov/publicdocuments/09-afc-07c/tn202538_20140623t154647_exh_3107_kagan_et_al_2014.pdf).
27. African Development Bank (2014) Ouarzazate Solar Power Station Project II: Summary Environmental And Social Impact Assessment.
28. Wetzel, D. Studie warnt vor Umweltrisiken durch Solarmodule. *Die Welt*, 13 May 2018. <https://www.welt.de/wirtschaft/article176294243/Studie-Umweltrisiken-durch-Schadstoffe-in-Solarmodulen.html>. See also the English language discussion of this article at <http://no-trickszone.com/2018/05/23/new-study-solar-module-owners-sitting-on-a-pile-of-hazardous-lead-and-cadmium/>.
29. Tomioka, O. Japan tries to chip away at mountain of disused solar panels. *Nikkei Asian Review*, 8 November 2016. <https://asia.nikkei.com/Tech-Science/Tech/Japan-tries-to-chip-away-at-mountain-of-disused-solar-panels>.
30. Tian Min, general manager of Nanjing Fangrun Materials, quoted in Chen S, China's ageing solar panels are going to be a big environmental problem. *South China Morning Post*, 30 July 2017.
31. A maximum of another 5 kWh/day/person.
32. Cambridgeshire 3389, Gloucestershire 3149, Lancashire 3075 and Staffordshire 2713. Total = 12,326 km<sup>2</sup>.
33. 'I feel a bit irresponsible as I include this estimate... – paving 5% of the UK with solar panels seems beyond the bounds of plausibility in so many ways.'
34. Roddis P et al. (2016) The RSPB's 2050 Energy Vision: Technical Report. Royal Society for the Protection of Birds, 2016.
35. Moran EF et al. (2018) Sustainable hydropower in the 21st century, *Proceedings of the National Academy of Sciences* Nov 2018, 201809426.
36. Pearce, F. How Big Water Projects Helped Trigger Africa's Migrant Crisis. *Yale Environment* 360, 17 October 2017. <https://e360.yale.edu/features/how-africas-big-water-projects-helped-trigger-the-migrant-crisis>.
37. Hvistendahl M. China's Three Gorges Dam: an environmental catastrophe? *Scientific American*, 25 March 2008.

38. Forrest N et al. (2008) Scottish Hydropower Resource Study: Final Report. Nick Forrest Associates/SiSTech/Black and Veatch.
39. UK Government (2013) Harnessing hydroelectric power. <https://www.gov.uk/guidance/harnessing-hydroelectric-power>.
40. Gill, AB. (2005) Offshore renewable energy: ecological implications of generating electricity in the coastal zone. *Journal of Applied Ecology*, 42 (4), 605–615.
41. Wentworth J. Environmental Impact of Tidal Barrages. POST Note 435, Parliamentary Office of Science and Technology. <http://researchbriefings.files.parliament.uk/documents/POST-PN-435/POST-PN-435.pdf>.
42. The Skerries tidal stream barrage off Anglesey notes the following environmental issues: Erosion or accretion of shoreline at landfall within SSSI, Operational noise causing disturbance and barrier effect to marine mammals, Collision risk between marine mammals and device, Operation of the device causing displacement of fishing activities, Device presence disturbing seascape from a number of view points, Collision risk of vessels transiting through the area. <https://tethys.pnnl.gov/annex-iv-sites/anglesey-skerries-tidal-stream-array>.
43. Roddis P et al. (2016) The RSPB's 2050 Energy Vision: Technical Report. Royal Society for the Protection of Birds, 2016.
44. White J. Evidence to House of Commons Energy and Climate Change Committee. <https://www.publications.parliament.uk/pa/cm201314/cmselect/cmenergy/194/194vw49.htm>.
45. Black and Veatch Ltd. Phase II UK tidal stream energy resource assessment. Carbon Trust, 2005.
46. Roddis P et al. (2016) The RSPB's 2050 Energy Vision. Op. cit.
47. <http://www.anglingtrust.net/news.asp?section=29&from=2013/6/01&to=2013/07/01&itemid=1674>.
48. Dickins S. Tidal lagoons could eventually transform UK coastline. BBC News, 12 January 2017. <http://www.bbc.co.uk/news/uk-wales-38585627>.
49. Rose D. Where HAVE all our woods gone? Mail on Sunday, 13 June 2015.
50. Rose D. The UK's £1 billion carbon-belcher raping US forests. Mail on Sunday, 7 June 2015. <http://www.dailymail.co.uk/news/article-3113908/How-world-s-biggest-green-power-plant-actually-INCREASING-greenhouse-gas-emissions-Britain-s-energy-bill.html>.
51. Homewood P. Biomass emits double the CO<sub>2</sub> Of gas. Not a Lot of People Know That, 26 February 2015. See also J.D. Sterman et al. (2018) Does replacing coal with wood lower CO<sub>2</sub> emissions? Dynamic lifecycle analysis of wood bioenergy. *Environmental Research Letters*; 13: 015007.
52. <https://notalotofpeopleknowthat.wordpress.com/2017/08/18/drax-power-station-biomass-emissions-dangerous-worse-than-coal-claim-environmentalists/>.
53. Birdlife International. The Black Book of Bioenergy.
54. Birdlife International. The Black Book of Bioenergy
55. Energy for cooking in developing countries, in *World Energy Outlook 2006*. International Energy Agency, 2006.
56. Vidal J. The Sumatran rainforest will mostly disappear within 20 years. *The Observer*, 26 May 2013.
57. Sustainable Palm Oil Transparency Toolkit, <http://www.sustainablepalmoil.org/transport-biofuels/>.
58. Godsden, E. EU drive for 'green' biodiesel has increased emissions, study finds. *Daily Telegraph*, 25 April 2016. <https://www.telegraph.co.uk/news/2016/04/25/eu-drive-for-green-biodiesel-has-increased-emissions-study-finds/>.

59. World Energy Council. Biofuels: Policies, standards and technologies, 2010.
60. Raphael Slade, Robert Saunders, Robert Gross, Ausilio Bauen, Energy from biomass: the size of the global resource. UKERC, 2011. <http://www.ukerc.ac.uk/asset/E6B508B9-A02C-48F8-85D85BCB23855D67/>.
61. Robson A, Cowx IG, Harvey JP. Impact of run-of-river hydro schemes upon fish populations. Tech report WFD114. Scotland and Northern Ireland Forum for Environmental Research, 2011.
62. [https://www.watershed-watch.org/BACKGROUND-ButelInlet\\_Feb3.pdf](https://www.watershed-watch.org/BACKGROUND-ButelInlet_Feb3.pdf).
63. 'People may enjoy making 'run-of-the-river' hydro and other small-scale hydroelectric schemes, but such lowland facilities can never deliver more than 1 kWh per day per person.' [http://www.withouthotair.com/c8/page\\_55.shtml](http://www.withouthotair.com/c8/page_55.shtml).
64. Although, as the statistician David Spiegelhalter has pointed out, claims that air pollution kills 40,000 people per year are far from reliable. In particular, most of the deaths are assumed to happen at low levels of pollution that were not even considered in the underlying epidemiological study. <https://wintoncentre.maths.cam.ac.uk/news/does-air-pollution-kill-40000-people-each-year-uk>.
65. EVs' PM10 emissions are equivalent, and PM2.5 emissions are just 1-3% better than traditional cars. Timmers, VRJH and Achten, PAJ (2016) Non-exhaust PM emissions from electric vehicles. *Atmospheric Environment*, 134, 10–17. As the authors put it, 'it could be concluded that the increased popularity of electric vehicles will likely not have a great effect on PM levels'. It is worth noting that this situation might change as battery technology advances and weights come down.
66. Opray, M. Nickel mining: the hidden environmental cost of electric cars. *Guardian*, 24 August 2017. <https://www.theguardian.com/sustainable-business/2017/aug/24/nickel-mining-hidden-environmental-cost-electric-cars-batteries>.
67. Kelly, A. Children as young as seven mining cobalt used in smartphones, says Amnesty. *Guardian*, 19 January 2016. <https://www.theguardian.com/global-development/2016/jan/19/children-as-young-as-seven-mining-cobalt-for-use-in-smartphones-says-amnesty>.
68. Narendrula R, Nkongolo KK, Beckett P. (2012) *Bulletin of Environmental Contamination and Toxicology*, 88(2), 187–92.
69. OECD/IEA. Global EV outlook 2017. <https://www.iea.org/publications/freepublications/publication/GlobalEVO Outlook2017.pdf>.
70. Howell, J. Cavity-wall insulation crisis may hit three million homes. *Telegraph*, 21 March 2015. <http://www.telegraph.co.uk/finance/property/11485758/Cavity-wall-insulation-crisis-may-hit-three-million-homes.html>.
71. 2050-calculator-tool.decc.gov.uk.
72. Lovett, A, Sünnenberg, G and Dockerty, T. (2014) The availability of land for perennial energy crops in Great Britain. *GCB Bioenergy* (2014) 6, 99–107.
73. UK area = 244,000 km<sup>2</sup> x 12% = 29280 km<sup>2</sup>.
74. Lovett et al. 2014, op cit.
75. Mackay's Figure 10.2.
76. A 1000 km<sup>2</sup> square has a side of 31.6 km, which is approximately 20 miles.
77. Gannet flights are in the range 0-70 m, so it appears unlikely that flying over a large windfarm is an option. See Garthe S, et al. (2014) The daily catch: Flight altitude and diving behavior of northern gannets feeding on Atlantic mackerel. *Journal of Sea Research*, 85, 456–462.

78. Mackay D and Stone T. Potential Greenhouse Gas Emissions Associated with Shale Gas Extraction and Use. Report, DECC, 2013.
79. Woody, T. BrightSource Alters Solar Plant Plan to Address Concerns Over Desert Tortoise. New York Times, 11 February 2010.
80. Jokadar Z and Ponte C. Ouarzazate Solar Power Complex, Phase 1 Morocco: Specific Environmental and Social Impact Assessment, Vol. 1. 5 Capitals Environmental and Management Consulting for ACWA Power.
81. 2576 billion m<sup>3</sup> according to Khouri, J. Sustainable development and management of water resources in the Arab World. In Wood, WW and Alsharhan AS (2003) Water Resources Perspectives: Evaluation, Management and Policy. Elsevier.
82. Rajasekaran RK (2017) 'Adani solar plant guzzles illegal fresh water in drought-hit Tamil Nadu', New Indian Express, 6 June. <http://www.newindianexpress.com/states/tamil-nadu/2017/jun/06/adani-solar-plant-guzzles-illegal-fresh-water-in-drought-hit-tamil-nadu-1613326.html>.
83. Per the FAO's Aquastat database, internal water resources (billion m<sup>3</sup>) for countries in the region are: Algeria, 11; Egypt, 2; Libya, 1; Morocco, 29; Sudan, 4; Tunisia, 4. See <http://www.fao.org/nr/water/aquastat/data/query/index.html>.
84. The RSPB has three scenarios, one with the emphasis on onshore technologies, one for offshore, and a mixed plan. Here I will focus on the High Onshore plan.
85. From 1900 TWh per year in 2010 to 1066 TWh in 2050
86. Hughes G (2017) The Bottomless Pit: The Economics of Carbon Capture and Storage. GWPF Report 25, The Global Warming Policy Foundation.
87. 11,726 km<sup>2</sup> in both of their plans.
88. Friends of the Earth. Webpage: Monoculture versus crop rotation. <http://www.foeeurope.org/monoculture-versus-crop-rotation>. Willis, G. Diversity, resilience and farming beyond food – a post CAP view. CPRE blog, 17 August 2016. <http://www.cpre.org.uk/magazine/opinion/item/4357-diversity-resilience-and-farming-beyond-food-a-post-cap-view>.
89. 2050 Calculator Wiki, p. 19. <http://2050-calculator-tool-wiki.decc.gov.uk/pages/19>.
90. 3500 km<sup>2</sup> of land to generate 55 TWh of bioenergy.
91. The explanation is a claim that the waste heat from biofuel power stations will be captured and used in CHP systems. In fact, as David Mackay points out, this is unlikely to be the case in practice because collection of heat reduces the efficiency of electricity generation. Without Hot Air, pp. 147–153. [https://www.withouthotair.com/c21/page\\_147.shtml](https://www.withouthotair.com/c21/page_147.shtml).
92. 5932 km<sup>2</sup>.
93. According to the 2050 Calculator, the FoE's 9000 turbines and the RSPB's 17,000 would occupy 2836 km<sup>2</sup> and over 5000 km<sup>2</sup> respectively.
94. Mackay D. Power per unit land area of windfarms. <http://withouthotair.blogspot.co.uk/2009/01/power-per-unit-land-area-of-windfarms.html>.
95. Based on using a figure of 1.8 W/m<sup>2</sup> in the 2050 Calculator.
96. The current generation of turbines is rather larger, but as Mackay points out, larger turbines need to be spaced out further. The current generation of offshore turbines occupies around 5 km<sup>2</sup> per megawatt, so if FoE's 12,000 5.8-MW turbines were replaced by 5,800 12-MW turbines, they would still occupy more than 13,000 km<sup>2</sup>.
97. Knox J et al. (2010) Identifying future risks to UK agricultural crop production: Putting climate change in context. Outlook on Agriculture, 39 (4), 249–256.



98. Carrington, D. Idea of renewables powering UK is an 'appalling delusion' – David MacKay, Guardian, 3 May 2016. <https://www.theguardian.com/environment/2016/may/03/idea-of-renewables-powering-uk-is-an-appalling-delusion-david-mackay>.
99. Greenpeace (2015) UK can be almost entirely powered by renewable energy by 2030, new study shows. <https://www.greenpeace.org.uk/uk-can-be-almost-entirely-powered-renewable-energy-2030-new-study-shows-20150921/>.
100. Friends of the Earth (no date) How wind, wave and sun will power the UK. <https://www.foe.co.uk/climate-change/renewable-energy-uk-how-wind-wave-and-sun-will-power-uk?origin=d7>.
101. Per the 2050 Calculator website, FoE's figures were as follows (TWh): UK coal, 10; Geothermal, 21; Wave, 71; Gas, 82; Tide, 94; Oil, 107; Solar, 111; Bioenergy, 135; Environmental heat, 170; Imported oil, 202; Imported gas, 242; Wind, 346;
102. Hughes, G. The Bottomless Pit. Op. Cit.

## **About the Global Warming Policy Foundation**

The Global Warming Policy Foundation is an all-party and non-party think tank and a registered educational charity which, while openminded on the contested science of global warming, is deeply concerned about the costs and other implications of many of the policies currently being advocated.

Our main focus is to analyse global warming policies and their economic and other implications. Our aim is to provide the most robust and reliable economic analysis and advice. Above all we seek to inform the media, politicians and the public, in a newsworthy way, on the subject in general and on the misinformation to which they are all too frequently being subjected at the present time.

The key to the success of the GWPF is the trust and credibility that we have earned in the eyes of a growing number of policy makers, journalists and the interested public. The GWPF is funded overwhelmingly by voluntary donations from a number of private individuals and charitable trusts. In order to make clear its complete independence, it does not accept gifts from either energy companies or anyone with a significant interest in an energy company.

**Views expressed in the publications of the Global Warming Policy Foundation are those of the authors, not those of the GWPF, its trustees, its Academic Advisory Council members or its directors.**

## THE GLOBAL WARMING POLICY FOUNDATION

---

### Director

Benny Peiser

### Honorary President

Lord Lawson

## BOARD OF TRUSTEES

---

Lord Donoughue (Chairman)

Lord Fellowes

Rt Revd Dr Peter Forster, Bishop of Chester

Chris Gibson-Smith

Dr Ruth Lea

Lord Lilley

Charles Moore

Baroness Nicholson

Graham Stringer MP

Lord Turnbull

## ACADEMIC ADVISORY COUNCIL

---

Professor Christopher Essex (Chairman)

Sir Samuel Brittan

Sir Ian Byatt

Dr John Constable

Professor Vincent Courtillot

Professor Freeman Dyson

Christian Gerondeau

Professor Larry Gould

Professor Ole Humlum

Professor Terence Kealey

Bill Kininmonth

Professor Deepak Lal

Professor Richard Lindzen

Professor Ross McKittrick

Professor Robert Mendelsohn

Professor Garth Paltridge

Professor Ian Plimer

Professor Gwythian Prins

Professor Paul Reiter

Dr Matt Ridley

Sir Alan Rudge

Professor Nir Shaviv

Professor Henrik Svensmark

Professor Anastasios Tsonis

Professor Fritz Vahrenholt

Dr David Whitehouse

## GWPF REPORTS

---

1	Montford	The Climategate Inquiries
2	Ridley	The Shale Gas Shock
3	Hughes	The Myth of Green Jobs
4	McKittrick	What Is Wrong With the IPCC?
5	Booker	The BBC and Climate Change
6	Montford	Nullius in Verba: The Royal Society and Climate Change
7	Goklany	Global Warming Policies Might Be Bad for Your Health
8	Hughes	Why Is Wind Power So Expensive?
9	Lilley	What Is Wrong With Stern?
10	Whitehouse	The Global Warming Standstill
11	Khandekar	The Global Warming-Extreme Weather Link
12	Lewis and Crok	Oversensitive
13	Lewis and Crok	A Sensitive Matter
14	Montford and Shade	Climate Control: Brainwashing in Schools
15	De Lange and Carter	Sea-level Change: Living with Uncertainty
16	Montford	Unintended Consequences of Climate Change Policy
17	Lewin	Hubert Lamb and the Transformation of Climate Science
18	Goklany	Carbon Dioxide: The Good News
19	Adams	The Truth About China
20	Laframboise	Peer Review: Why Scepticism is Essential
21	Constable	Energy Intensive Users: Climate Policy Casualties
22	Lilley	£300 Billion: The Cost of the Climate Change Act
23	Humlum	The State of the Climate in 2016
24	Curry et al.	Assumptions, Policy Implications and the Scientific Method
25	Hughes	The Bottomless Pit: The Economics of CCS
26	Tsonis	The Little Boy: El Niño and Natural Climate Change
27	Darwall	The Anti-development Bank
28	Booker	Global Warming: A Case Study in Groupthink
29	Crockford	The State of the Polar Bear Report 2017
30	Humlum	State of the Climate 2017
31	Darwall	The Climate Change Act at Ten
32	Crockford	The State of the Polar Bear Report 2018
33	Svensmark	Force Majeure: The Sun's Role in Climate Change
34	Humlum	State of the Climate 2018
35	Peiser (ed)	The Impact of Wind Energy on Wildlife and the Environment
36	Montford	Green Killing Machines