

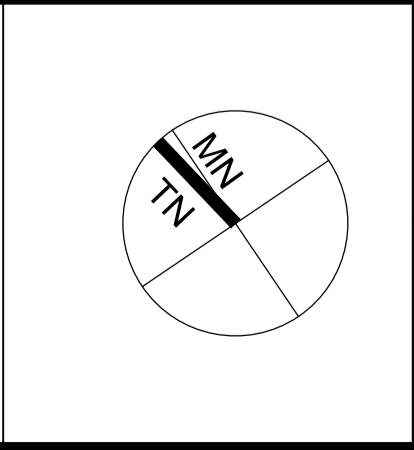
Note:  
 - The landscape shown on the drawing is indicative only.  
 For landscape design please refer to landscape architect drawings and documentation.



**IMPORTANT NOTES:**  
 Do not scale from drawings. All dimensions to be checked on site before commencement of work. All discrepancies to be brought to the attention of the Architect. Larger scale drawings and written dimensions take preference. This drawing is copyright and the property of the author, and must not be retained, copied or used without the express authority of MARCHESE + PARTNERS INTERNATIONAL PTY. LTD.

REVISION	DATE	DESCRIPTION	BY
P	27.11.14	APPROVED BY LEC	PS
Q	27.02.15	FOR SECTION 34 CONFERENCE	PS
S	04.05.15	SUBMISSION TO LEC	PS
T	31.07.15	SUBMISSION TO LEC	PS
T	04.09.15	SUBMISSION TO LEC	PS

NO. 16  
 NO. 6  
 NO. 8  
 NO. 10  
 NO. 12  
 NO. 15  
 NO. 11

**marchesepartners**  
 Marchese Partners International Pty Ltd  
 Level 1, 53 Walker Street, North Sydney, NSW 2060 Australia  
 P +61 2 9922 4375 F +61 2 9929 5786 E info@marchesepartners.com.au  
 www.marchesepartners.com.au  
 Sydney · Brisbane · Melbourne · Canberra · Guangzhou  
 ACN 098 552 151 ABN 20 098 552 151



CLIENT  
 Ausbao  


PROJECT  
**PROPOSED RESIDENTIAL DEVELOPMENT**  
 AVON ROAD, PYMBLE

DRAWING TITLE			
<b>FLOOR PLAN LEVEL RL+141</b>			
SCALE 1:400 @ A1 1:800 @ A3	DATE 01.11.2012	DRAWN	CHECKED
JOB 12009	DRAWING MP 22.08	REVISION	T exhibition